

***Fairborn City Schools***  
***Cash Reconciliation***  
***Month Ending***  
***March 31, 2018***

GENERAL OPERATING:

Fifth-Third Bank - Operating \$2,428,322.77

Investments:

CD's, Commercial Paper, Bonds	\$8,764,390.97	
Bond/School Facilities Investments	\$34,849,544.59	
StarOhio	\$20,264,989.37	
Star Plus	<u>\$3,371,593.42</u>	
Total Investments		\$67,250,518.35

Adjustments to Bank Balance:

Outstanding Checks/ACH payments -\$80,109.70

Adjustments/Notes:

NSF checks	\$915.00
Deposits/Wire/Payments in Transit	<u>-\$19,847.46</u>

Total Adjustments to Bank Balance -\$99,042.16

Cash on Hand:

Petty Cash	\$2,300.00	
High School change fund	\$150.00	
Athletic change fund	\$500.00	
Cafeteria fund	<u>\$1,326.00</u>	
Total Cash on Hand		\$4,276.00

Total-All Balances \$69,584,074.96

Total Fund Balance (FINSUM balance) \$69,584,074.96

Difference, if any \$0.00

Fifth-Third Payroll Clearance Account \$66,536.86

*Nicole Marshall*  
 Treasurer/CFO

**Fairborn City Schools**  
**Investment Portfolio**  
**Period Ending March 31, 2018**

**Operating Accounts**

<u>Certificate of Deposit Issues</u>	<u>Cusip</u>	<u>Coupon</u>	<u>Purchase Date</u>	<u>Maturity Date</u>	<u>Face Amount</u>
CD-BMO Harris Bank Chicago IL	05581WHW8	1.00%	7/29/2016	7/27/2018	\$250,000.00
CD-Discover BK Greenwood DEL	2546716L9	1.80%	9/17/2015	9/17/2018	\$250,000.00
CD-American Express Centr	02587DF60	1.65%	11/5/2015	11/5/2018	\$250,000.00
CD-Discover Bk	254672V88	1.45%	12/16/2016	12/14/2018	\$250,000.00
CD-Firstbank PR Santurce	33767AP54	1.40%	12/16/2016	12/17/2018	\$250,000.00
CD-Webbank Salt Lake City UT	947547JJ5	1.40%	12/19/2016	12/19/2018	\$250,000.00
CD-Wells Fargo Bank	9497487B7	1.20%	8/3/2016	8/5/2019	\$250,000.00
CD-State BK India New York	856284Z98	2.15%	9/11/2014	9/11/2019	\$250,000.00
CD-BMW BK North Amer Salt Lake	05580AAU8	2.10%	9/19/2014	9/19/2019	\$250,000.00
CD-Ally Bank Midvale UT	02006LT52	1.60%	12/16/2016	12/16/2019	\$250,000.00
CD-Comenity Cap Bank Utah	20033AQZ2	1.20%	7/28/2016	7/20/2020	\$250,000.00
CD-Capital One BK USA Natl Assn	140420WD8	2.25%	9/30/2015	9/30/2020	\$250,000.00
CD-Capital One National Assn VA	14042RBQ3	2.15%	11/4/2015	11/4/2020	\$250,000.00
CD-Sallie Mae BK SLT Lake City UT	795450F67	2.00%	11/15/2017	11/16/2020	\$250,000.00
CD-Synchrony Bank	87164WNS3	1.55%	7/29/2016	7/29/2021	\$250,000.00
CD-Enerbank USA UT	29266N7E1	2.10%	12/22/2017	11/30/2021	\$248,600.00
CD-ConnectOne BK Engelwood	20786ABZ7	2.30%	12/28/2017	12/28/2021	\$250,000.00
CD-PeoplesBank Codorus Valley	71030RAB1	2.30%	12/29/2017	12/29/2021	\$250,000.00
CD-Goldman Sachs Bk USA NY	38148PVB0	2.60%	12/27/2017	12/27/2022	<u>\$250,000.00</u>
Total CD's					\$4,748,600.00

U.S. Treasury/Agency Securities

Agency Security-Federal Natl Mtg Assn Note	3136G0Y54	1.38%	2/16/2017	10/30/2019	\$269,460.00
Agency Security-Federal Home Ln Mtg Corp	3134GAYY4	1.50%	12/30/2016	12/30/2019	\$1,000,000.00
Agency Security-Federal Home Loan Banks	3130AA6V5	1.00%	12/15/2016	12/15/2020	\$1,000,000.00
Agency Security-Federal Home Ln Mtg Corp	3134GAYV0	2.00%	12/30/2016	12/30/2021	<u>\$1,600,000.00</u>
Total U.S. Treasuries and Agency Securities					\$3,869,460.00

**TOTAL LONG-TERM INVESTMENTS: \$8,618,060.00**

Federated Government Obligations Capital GOCXX 1.35% \$146,330.97

StarPlus \$3,371,593.42

StarOhio \$20,264,989.37

Total StarPlus/StarOhio \$23,636,582.79

**TOTAL SHORT-TERM INVESTMENTS: \$23,782,913.76**

**TOTAL OPERATING INVESTMENTS: \$32,400,973.76**

Fairborn City Schools  
Investment Portfolio  
Period Ending March 31, 2018

**Bond/Construction Accounts**

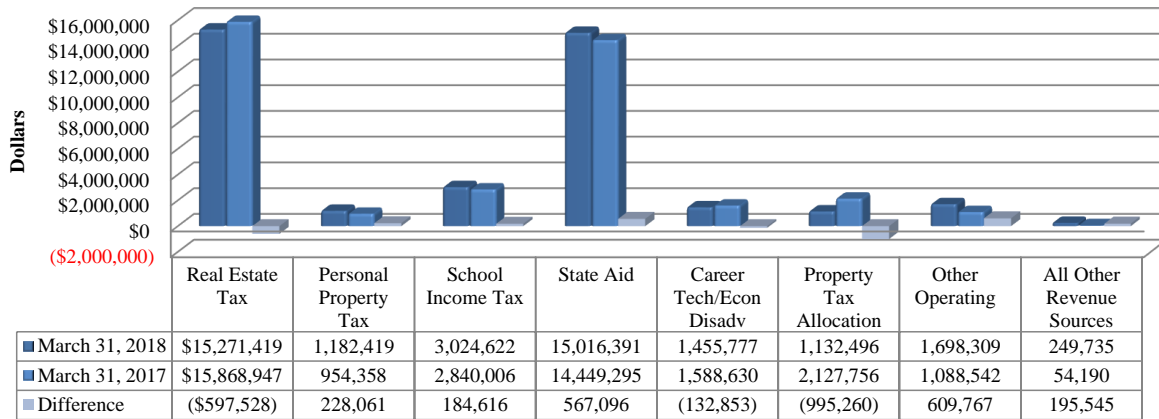
<u>Certificate of Deposit Issues</u>	<u>Cusip</u>	<u>Coupon</u>	<u>Purchase Date</u>	<u>Maturity Date</u>	<u>Face Amount</u>
					<u>\$0.00</u>
Total CD's					\$0.00
 <u>U.S. Treasury/Agency Securities</u>					
Agency Security-Federal Home Loan Banks Bond	3130A8YR8	0.95%	5/25/2017	8/23/2018	\$798,400.00
Agency Security-Federal Farm CR Bks Bond	3133ECNS9	1.10%	5/24/2017	11/6/2018	\$1,996,800.00
Agency Security-Federal Home Loan Banks	3133782M2	1.50%	5/25/2017	3/8/2019	\$2,596,980.89
Agency Security-Federal Farm CR Bks Bond	3133EHJG9	1.40%	5/25/2017	5/15/2019	\$2,323,989.83
Agency Security-Federal Home Ln Mtg Corp Mtn	3134G9LD7	1.25%	5/24/2017	5/24/2019	\$804,597.50
Agency Security-Federal Home Ln Mtg Corp Mtn	3134GAAF1	1.30%	7/28/2017	8/23/2019	\$399,200.00
Agency Security-Federal Natl Mtg Assn Note	3136G0B91	1.50%	5/25/2017	9/18/2019	\$2,632,526.78
Agency Security-Federal Home Ln Mtg Corp Mtn	3134G9KW6	1.35%	5/24/2017	11/26/2019	\$1,848,705.00
Agency Security-Federal Home Loan Banks Bond	313381HA6	1.40%	7/28/2017	12/13/2019	\$500,000.00
Agency Security-Federal Home Loan Banks	313378J77	1.88%	5/25/2017	3/13/2020	\$1,801,650.30
Agency Security-Federal Home Loan Banks	313383HU8	1.75%	5/25/2017	6/12/2020	\$578,591.19
Agency Security-Federal Farm CR Bks Bond	3133EGVK8	1.35%	7/28/2017	9/21/2020	\$497,000.00
Agency Security-Federal Farm CR Bks Bond	3133EGEU5	1.54%	5/26/2017	12/14/2020	\$748,500.00
Agency Security-Federal Natl Mtg Assn Note	3136G3WA9	1.50%	5/26/2017	1/12/2021	\$993,000.00
Agency Security-Federal Farm CR Bks Bond	3133EGRN7	1.47%	5/26/2017	2/17/2021	\$744,075.00
Agency Security-Federal Natl Mtg Assn Note	3135G0J87	1.65%	5/25/2017	4/28/2021	\$2,447,550.00
Agency Security-Federal Natl Mtg Assn Note	3136G3XZ3	1.50%	5/25/2017	7/28/2021	\$638,550.00
Agency Security-Federal Natl Mtg Assn Note	3136G3X83	1.55%	5/25/2017	8/24/2021	\$992,500.00
Agency Security-Federal Natl Mtg Assn Note	3136G35G6	1.55%	5/26/2017	9/23/2021	\$940,120.00
Agency Security-Federal Home Ln Mtg Corp Mtn	3134GAVZ4	1.63%	5/25/2017	11/23/2021	\$994,600.00
Agency Security-Federal Home Loan Banks Bond	3130A9Z46	1.60%	5/31/2017	11/26/2021	\$993,126.35
Agency Security-Federal Home Loan Banks Bond	3130AABG2	1.88%	5/31/2017	11/29/2021	\$528,748.54
Agency Security-Federal Farm CR Bks Bond	3133EHCT8	2.15%	5/24/2017	3/15/2022	\$1,815,233.89
Agency Security-Federal Farm CR Bks Bond	3133EF4A2	1.92%	5/25/2017	4/19/2022	<u>\$2,645,000.00</u>
Total U.S. Treasuries and Agency Securities					\$31,259,445.27
					<b>TOTAL LONG-TERM INVESTMENTS: \$31,259,445.27</b>
Federated Government Obligations IS	GOIXX	1.47%			\$3,590,099.32
					<b>TOTAL SHORT-TERM INVESTMENTS: \$3,590,099.32</b>
					<b>TOTAL BOND/CONSTRUCTION INVESTMENTS: <u>\$34,849,544.59</u></b>

# GENERAL FUND REVENUES

## CURRENT YEAR-TO-DATE COMPARED TO PRIOR YEAR:

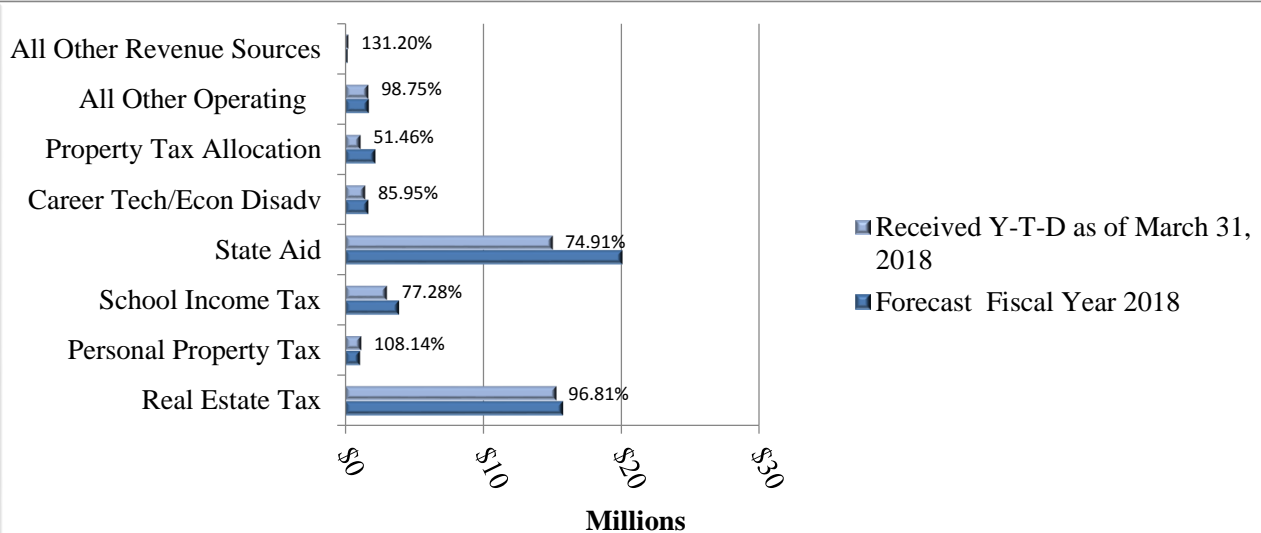
Forecast <u>Line Type</u>	Acutal Y-T-D as of <u>March 31, 2018</u>	Acutal Y-T-D as of <u>March 31, 2017</u>	<u>Difference</u>
1.01 Real Estate Tax	\$15,271,419	\$15,868,947	(\$597,528)
1.02 Personal Property Tax	1,182,419	954,358	228,061
1.03 School Income Tax	3,024,622	2,840,006	184,616
1.035 State Aid	15,016,391	14,449,295	567,096
1.04 Career Tech/Econ Disadv	1,455,777	1,588,630	(132,853)
1.05 Property Tax Allocation	1,132,496	2,127,756	(995,260)
1.06 Other Operating	1,698,309	1,088,542	609,767
2.04/.06 All Other Revenue Sources	249,735	54,190	195,545
<b>TOTAL-ALL REVENUE</b>	<b>\$39,031,168</b>	<b>\$38,971,724</b>	<b>\$59,444</b>

### REVENUES - March 2018 Compared to March 2017



## ESTIMATE OF REVENUE LEFT TO BE RECEIVED:

<u>Forecast Line</u>	<u>Revenue Type</u>	<u>Forecast Fiscal Year 2018</u>	<u>Received Y-T-D as of March 31, 2018</u>	<u>to be Received</u>	<u>% Received</u>
1.01	Real Estate Tax	\$15,775,050	\$15,271,419	\$503,631	96.81%
1.02	Personal Property Tax	1,093,441	1,182,419	(88,978)	108.14%
1.03	School Income Tax	3,913,803	3,024,622	889,181	77.28%
1.035	State Aid	20,044,742	15,016,391	5,028,351	74.91%
1.04	Career Tech/Econ Disadv	1,693,696	1,455,777	237,919	85.95%
1.05	Property Tax Allocation	2,200,584	1,132,496	1,068,088	51.46%
1.06	All Other Operating	1,719,772	1,698,309	21,463	98.75%
2.04/.06	All Other Revenue Sources	190,345	249,735	(59,390)	131.20%
	<b>TOTAL-ALL REVENUE</b>	<b>\$46,631,433</b>	<b>\$39,031,168</b>	<b>\$7,600,265</b>	<b>83.70%</b>

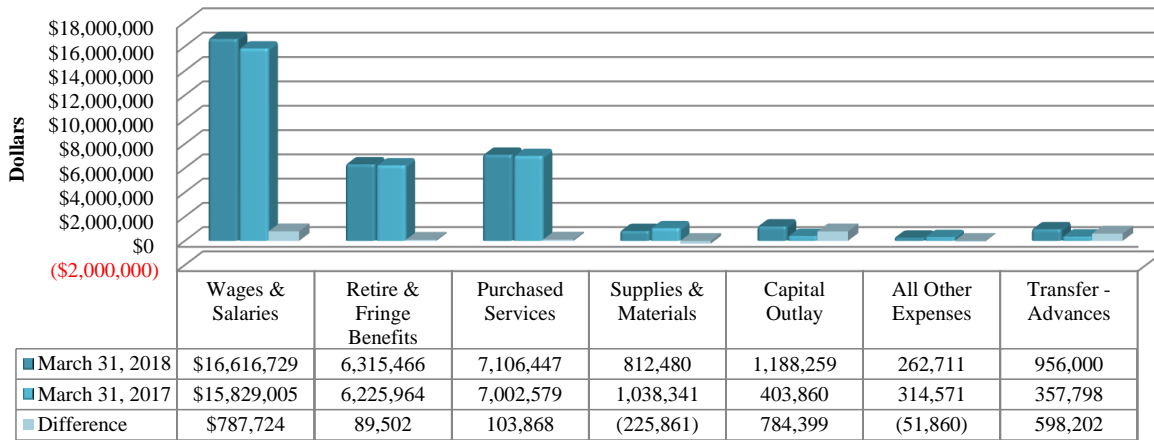


# GENERAL FUND EXPENDITURES

## CURRENT YEAR-TO-DATE COMPARED TO PRIOR YEAR:

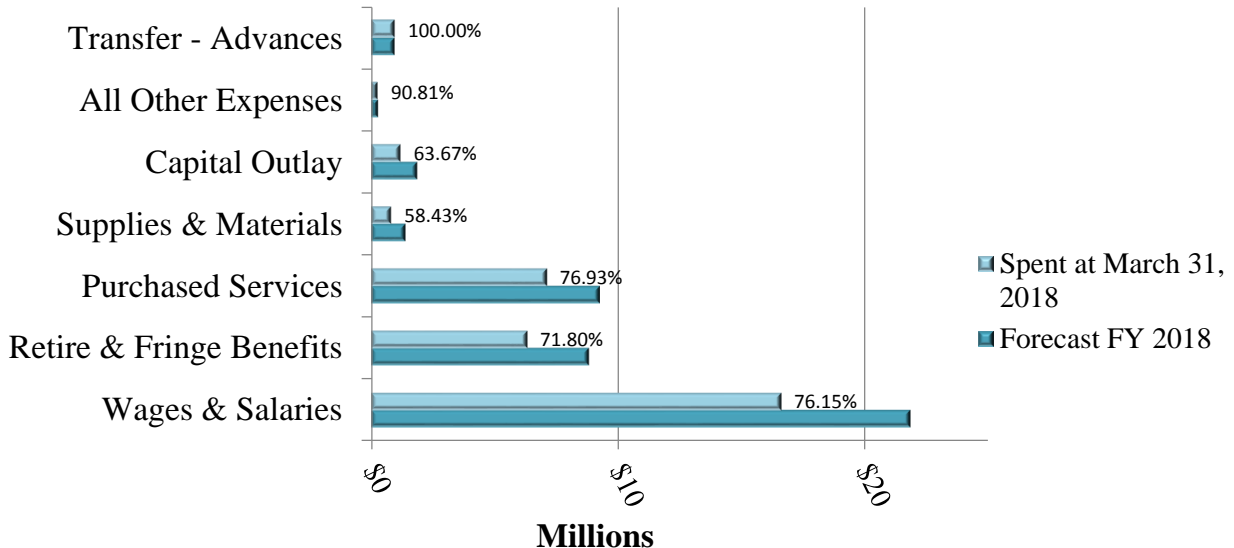
<u>Forecast Line</u>	<u>Expenditure Type</u>	<u>Spent at March 31, 2018</u>	<u>Spent at March 31, 2017</u>	<u>Difference</u>
3.01	Wages & Salaries	\$16,616,729	\$15,829,005	\$787,724
3.02	Retire & Fringe Benefits	6,315,466	6,225,964	89,502
3.03	Purchased Services	7,106,447	7,002,579	103,868
3.04	Supplies & Materials	812,480	1,038,341	(225,861)
3.05	Capital Outlay	1,188,259	403,860	784,399
4.3/5.03	All Other Expenses	262,711	314,571	(51,860)
5.01/.02	Transfer - Advances	956,000	357,798	598,202
<b>TOTAL-ALL EXPENSES</b>		<b>\$33,258,092</b>	<b>\$31,172,118</b>	<b>\$2,085,974</b>

### EXPENDITURES - March 2018 Compared to March 2017



## ESTIMATE OF EXPENDITURES LEFT TO BE SPENT:

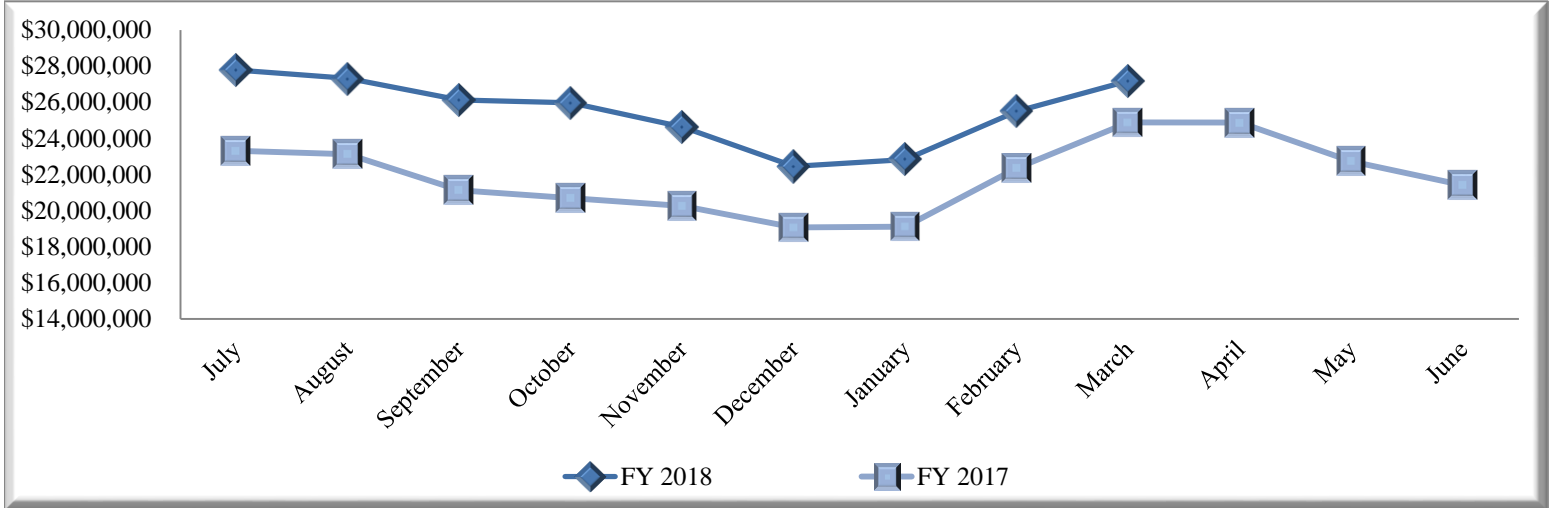
<u>Forecast Line</u>	<u>Type</u>	<u>Forecast FY 2018</u>	<u>Spent at March 31, 2018</u>	<u>Amount not Spent</u>	<u>% Spent</u>
3.01	Wages & Salaries	\$21,821,918	\$16,616,729	\$5,205,189	76.15%
3.02	Retire & Fringe Benefits	8,796,152	\$6,315,466	2,480,686	71.80%
3.03	Purchased Services	9,237,692	\$7,106,447	2,131,245	76.93%
3.04	Supplies & Materials	1,390,609	\$812,480	578,129	58.43%
3.05	Capital Outlay	1,866,170	\$1,188,259	677,911	63.67%
4.3/5.03	All Other Expenses	289,311	\$262,711	26,600	90.81%
5.01/.02	Transfer - Advances	956,000	\$956,000	0	100.00%
<b>TOTAL-ALL EXPENSES</b>		<b>\$44,357,852</b>	<b>\$33,258,092</b>	<b>\$11,099,760</b>	<b>74.98%</b>



# GENERAL FUND BALANCE

## CURRENT YEAR-TO-DATE COMPARED TO PRIOR YEAR:

	<u>FY 2018</u>	<u>FY 2017</u>	<u>Difference</u>
July	\$27,788,990	\$23,309,155	\$4,479,835
August	\$27,321,328	\$23,125,137	\$4,196,191
September	\$26,130,761	\$21,128,856	\$5,001,905
October	\$25,970,670	\$20,695,722	\$5,274,948
November	\$24,636,042	\$20,255,339	\$4,380,703
December	\$22,451,333	\$19,068,756	\$3,382,577
January	\$22,829,533	\$19,114,249	\$3,715,284
February	\$25,511,723	\$22,352,812	\$3,158,911
March	\$27,182,838	\$24,886,446	\$2,296,392
April		\$24,873,371	
May		\$22,731,290	
June		\$21,409,759	



	<u>March 31, 2018</u>	<u>March 31, 2017</u>	<u>Difference</u>
Fund Balance before Encumbrances	\$27,182,838	\$24,886,446	\$2,296,392
Less Outstanding Encumbrances	\$3,251,865	\$3,331,421	(\$79,556)
Fund Balance after Encumbrances	\$23,930,973	\$21,555,025	\$2,375,948

Processing Month: March 2018

(FINSUM)

FAIRBORN CITY SCHOOL DISTRICT

Fnd	Sc	Description	Beginning Balance	MTD Revenues	FYTD Revenues	MTD Expenditures	FYTD Expenditures	Current Available Balance
001	0000	GENERAL FUND	19,054,203.97	5,576,780.73	38,441,269.87	4,337,305.32	32,280,119.97	25,215,353.87
001	9319	PUBLIC RELATIONS/SIGNAGE/	2,324.00	.00	6,150.00	.00	4,684.64	3,789.36
001	9412	GEN FUND HB412 SET-ASIDE	604,983.14	500,000.00	500,000.00	63,464.25	845,061.61	259,921.53
001	9509	GEN FUND-SPECIAL ED CAFS	1,760,925.20	14,426.50	83,749.85	16,653.99	108,878.55	1,735,796.50
001	9886	FAIRBORN DIGITAL ACADEMY	12,674.12-	.00	.00	2,668.19	19,347.34	32,021.46-
002	0000	BOND FUND-PASSED 1997	1,060,771.94	262,970.04	1,236,521.67	4,993.75	1,247,016.52	1,050,277.09
002	9117	BOND FUND - OSFC PASSED 2	859,795.59	412,976.25	1,622,307.01	7,073.87	1,513,570.66	968,531.94
003	0000	PERMANENT IMPROVEMENT FUN	1,000,000.00	.00	500,000.00	12,885.00	244,217.26	1,255,782.74
004	9016	SCHOOL CONSTRUCTION FUND	7,000,000.00	.00	.00	7,020.00	7,020.00	6,992,980.00
004	916I	SCHOOL CONSTRUCTION FUND	2,486.63	17,741.74	72,988.50	.00	.00	75,475.13
006	0000	LUNCHROOM	1,958,567.40	179,727.46	1,254,810.02	189,397.46	1,356,912.59	1,856,464.83
007	9010	VOLUNTEER APPRECIATION TR	486.55	.63	4.84	.00	.00	491.39
007	9105	HUELSMAN FUND	2,263.09	2.95	22.52	.00	.00	2,285.61
007	9184	CHEMICAL INTERVENTION	576.14	.75	5.73	.00	.00	581.87
007	9188	HALL OF HONOR FUND	889.93	1.16	8.85	.00	.00	898.78
008	9090	H K BAKER TEACHER EXCELL	20,151.81	26.27	200.52	.00	.00	20,352.33
008	9187	TEACHER GRANTS/SCHNEIDER	12,217.89	15.93	121.58	.00	.00	12,339.47
010	9117	SCHOOL CONSTRUCTION FUND	27,531,521.00	.00	.00	45,596.84	471,006.14	27,060,514.86
010	917I	SCHOOL CONSTRUCTION FUND	5,508.47	68,648.59	284,132.15	.00	.00	289,640.62
010	9217	SCHOOL CONSTRUCTION FUND	607,747.00	807,485.50	1,242,394.50	38,841.75	401,002.43	1,449,139.07
010	927I	SCHOOL CONSTRUCTION FUND	1,555.21	1,872.98	7,774.17	.00	.00	9,329.38
014	9009	OCPD DRUG FREE SCHL PROJ	765.35	.00	.00	.00	.00	765.35
014	9210	GIFTED STUDENTS ACCOUNT	9.88	.00	.00	.00	.00	9.88
018	9003	HS SUPPORT FUND	6,466.73	4,136.00	8,830.41	836.23	7,818.02	7,479.12
018	9004	BAKER MIDDLE SCHL-SUPPORT	20,118.64	482.78	1,710.55	.00	137.05	21,692.14
018	9009	PRIMARY SUPPORT FUND	37,400.86	302.16	20,503.07	287.29	13,707.84	44,196.09
018	9010	INTERMEDIATE SUPPORT FUND	17,675.68	.00	4,075.75	93.04	4,688.24	17,063.19
018	9013	TRANSPORTATION DEPT SUPPO	221.87	.00	106.15	.00	.00	328.02
018	9014	MAINTENANCE DEPT SUPPORT	580.45	.00	.00	.00	.00	580.45
019	9701	MEYER FOUNDATION - SPECIA	295.55	.00	.00	.00	295.55	.00
019	9702	MAC GRANT - FIS	71.49	.00	.00	71.49	71.49	.00
019	9703	GPD EMPLOYEES FDN GRANT -	209.15	.00	.00	.00	.00	209.15
019	9704	LOWE'S EDUCATIONAL FDN GR	9,500.00	.00	.00	.00	.00	9,500.00
019	9705	SUBWAY TECH GRANT - MACFA	.00	.00	300.00	.00	.00	300.00
019	9706	LOCAL GRANT - HOMELESS LI	.00	.00	2,500.00	.00	.00	2,500.00
019	9801	BASEBALL STADIUM RENOVATI	.00	.00	34,295.00	.00	.00	34,295.00
019	9802	SOCCER SCOREBOARD DONATIO	.00	.00	909.04	.00	.00	909.04
019	9803	AIR FORCE ASSOC. EDUCATOR	.00	500.00	500.00	.00	.00	500.00
022	9189	DISTRICT TOURNAMENT - GIR	.00	.00	275.00	.00	275.00	.00
034	9117	CLASSROOM FACILITIES MAIN	83,865.30	37,003.31	146,645.01	595.08	964.72	229,545.59
035	0000	TERMINATION BENEFITS FUND	677,501.13	.00	450,000.00	40,618.21	165,861.85	961,639.28
200	9012	MULTI HANDICAP STDT FUND	1,524.61	1.99	15.17	.00	.00	1,539.78
200	9013	MULTI HANDICAP STDT FUND	2,951.56	3.69	29.03	.00	124.58	2,856.01
200	9014	MULTI HANCICAP STDT FUND	25.69	.00	.00	.00	.00	25.69
200	9117	CLASS OF 2017	12,711.44	.00	.00	.00	12,711.44	.00
200	9118	CLASS OF 2018	5,571.02	955.86	93,173.26	1,755.86	83,699.85	15,044.43

Processing Month: March 2018

(FINSUM)

FAIRBORN CITY SCHOOL DISTRICT

Fnd	Sc	Description	Beginning Balance	MTD Revenues	FYTD Revenues	MTD Expenditures	FYTD Expenditures	Current Available Balance
200	9119	CLASS OF 2019	2,838.86	5,587.76	14,189.84	1,855.09	6,366.77	10,661.93
200	9120	CLASS OF 2020	1,160.68	1,070.03	1,883.37	508.36	698.81	2,345.24
200	9121	STUDENT ACT ART FHS	2,261.53	123.23	289.35	15.27	49.85	2,501.03
200	9123	STUDENT ACT DRAMA FHS	8,232.73	10.73	81.91	.00	.00	8,314.64
200	9124	STUDENT ACT FRENCH FHS	1.48	.00	.00	.00	.00	1.48
200	9128	STUDENT ACT MEDIA CLUB	1,538.64	2.02	388.79	.00	362.86	1,564.57
200	9129	STUDENT ACT NHS FHS	4,368.52	3,989.07	4,719.65	514.15	2,833.18	6,254.99
200	9132	STUDENT ACT SCIENCE FHS	968.64	.00	.00	.00	.00	968.64
200	9133	STUDENT ACT SPANISH FHS	615.46	.00	.00	13.95	32.70	582.76
200	9135	STUDENT ACT ST CNCL FHS	25,265.25	253.04	15,796.69	354.05	9,849.04	31,212.90
200	9136	VARSITY CLUB (SOC. SERV.)	2,604.53	3.44	1,325.67	.00	1,266.47	2,663.73
200	9139	STUDENT ACT ST AMBASSADO	374.73	.00	1,139.40	.00	1,417.56	96.57
200	9141	ROTC FUNDRAISING/LOCAL FU	8,514.41	157.71	16,605.90	1,293.84	19,150.72	5,969.59
200	9146	FHS MUSE MACHINE	2,100.25	2.74	20.89	.00	.00	2,121.14
200	9157	HS YEARBOOK 2016-2017	42,495.12	.00	150.44	.00	42,645.56	.00
200	9158	HS YEARBOOK 2017-2018	.00	3,813.42	46,709.59	1,034.79	16,054.69	30,654.90
200	9221	CLASS OF 2021	.00	35.00	1,112.24	.00	578.92	533.32
200	9229	STUDENT ACT NHS BMS	459.27	1,520.46	3,560.46	1,500.00	2,908.11	1,111.62
200	9232	STUDENT ACT SCIENCE BMS	491.91	.00	540.25	115.08	645.60	386.56
200	9235	STUDENT ACT ST CNCL BMS	11,493.16	14.08	543.88	355.79	1,132.68	10,904.36
200	9237	STUDENT ACT YEARBOOK BM	3,603.20	709.66	2,333.70	.00	.00	5,936.90
200	9238	STUDENT ACT DEST IMAG BM	350.00	.00	.00	.00	.00	350.00
200	9239	STUDENT ACT ST ENTERPRIS	2,398.07	3.13	23.87	.00	.00	2,421.94
200	9242	STUDENT ACT BMS STAGE/SC	1,568.88	2.35	885.00	.00	635.11	1,818.77
200	9243	STUDENT ACT BMS ART CLUB	25.81	.00	.00	.00	.00	25.81
200	9244	STUDENT ACT BMS POWER OF	1,959.61	922.32	937.78	.00	400.00	2,497.39
200	9245	STUDENT ACT BMS 8TH GRAD	941.94	4,147.00	21,060.57	4,300.00	20,799.00	1,203.51
200	9246	STUDENT ACT ENVIRONMENTAL	.00	36.79	126.79	.00	.00	126.79
200	9247	INTERACT CLUB - FHS	669.22	.00	3,817.84	1,104.69	3,389.98	1,097.08
300	9160	MARCHING BAND FHS	15,724.32	1,071.76	4,454.37	.00	5,646.16	14,532.53
300	9161	CHOIR FHS	40,719.05	2,181.38	18,762.90	2,104.06	9,608.44	49,873.51
300	9162	ORCHESTRA FHS	20,630.61	2,993.45	6,740.67	2,671.00	3,778.28	23,593.00
300	9180	ATHLETIC SPORTS ORIENTED	17,176.69	1,460.85	130,894.88	15,922.43	100,930.08	47,141.49
300	9192	J H CHEER	6.52	.00	.00	.00	.00	6.52
300	9262	BAND BMS	2,380.79	3.16	68.93	.00	.00	2,449.72
401	9217	BETHLEHEM LUTHERAN AUX FY	848.99	.00	.00	.00	848.99	.00
401	9218	BETHLEHEM LUTHERAN AUX FY	.00	28.28	70,363.07	2,373.06	48,456.79	21,906.28
439	9217	ECS PRE-K FY17	108,122.29-	.00	108,483.81	.00	361.52	.00
439	9218	ECS PRE-K FY18	.00	72,987.62	94,831.47	6,373.51	101,204.98	6,373.51-
451	9217	ONE NET CONNECTIVITY FY17	7,200.00	.00	.00	.00	7,200.00	.00
451	9218	ONE NET CONNECTIVITY FY18	7,200.00	.00	.00	.00	7,200.00	.00
451	9219	ONE NET CONNECTIVITY FY19	.00	3,600.00	7,200.00	.00	.00	7,200.00
499	9215	MISC STATE GRANT LOCAL GO	6,000.00	.00	.00	.00	.00	6,000.00
499	9217	MISC STATE GRANT PSYCH IN	2,390.23-	.00	7,252.37	.00	4,862.14	.00
499	9218	MISC STATE GRANT PSYCH IN	.00	2,054.20	12,033.60	2,978.95	15,012.55	2,978.95-
499	9917	ODNR - ARCHERY GRANT - J.	164.00	.00	.00	.00	.00	164.00



F I N A N C I A L   S U M M A R Y   R E P O R T  
 Processing Month: March 2018  
 FAIRBORN CITY SCHOOL DISTRICT

Fnd	Sc	Description	Beginning Balance	MTD Revenues	FYTD Revenues	MTD Expenditures	FYTD Expenditures	Current Available Balance
516	9217	IDEA-B FY17	64,456.95-	.00	240,855.41	.00	176,398.46	.00
516	9218	IDEA-B FY18	.00	81,117.40	474,779.21	108,673.31	583,452.52	108,673.31-
551	9217	TITLE III LEP FY17	709.31-	.00	2,494.28	.00	1,784.97	.00
551	9218	TITLE III LEP FY18	.00	779.52	4,784.71	1,113.25	5,897.96	1,113.25-
572	9217	TITLE I FY17	108,666.43-	.00	331,832.57	.00	223,166.14	.00
572	9218	TITLE I FY18	.00	113,741.79	683,693.52	160,655.92	844,349.44	160,655.92-
587	9217	ECE SPEC ED FY17	7,134.40-	.00	17,163.20	.00	10,028.80	.00
587	9218	ECE SPEC ED FY18	.00	1,742.29	11,221.94	2,438.55	13,660.49	2,438.55-
590	9217	TITLE IIA ITQ FY17	19,308.81-	.00	56,995.44	.00	37,686.63	.00
590	9218	TITLE IIA ITQ FY18	.00	19,004.10	97,719.37	19,578.41	117,297.78	19,578.41-
599	9218	TITLE IV - STUDENT SUPPOR	.00	395.26	8,728.95	211.47	8,940.42	211.47-
		Grand Total All Funds	62,286,331.69	8,211,628.31	48545,927.76	5,108,216.60	41248,184.49	69584,074.96
		Total Invested Funds	.00					

Account Description	Appropriation	Expended	% Exp	Encumbered	Balance
General Fund					
100 PERSONAL SERVICES - SALARIES	21,270,817.70	16,616,729.34	78.1%	0.00	4,654,088.36
200 EMPLOYEES RETIRE. & INSUR. BEN	8,794,587.60	6,315,465.18	71.8%	12,654.53	2,466,467.89
400 PURCHASED SERVICES	11,521,443.09	7,106,446.84	61.7%	2,588,725.03	1,826,271.22
500 SUPPLIES AND MATERIALS	1,944,106.54	812,480.87	41.8%	371,595.30	760,030.37
600 CAPITAL OUTLAY	1,837,213.57	1,188,259.52	64.7%	234,733.89	414,220.16
800 MISCELLANEOUS OBJECTS	348,612.32	262,710.36	75.4%	44,155.94	41,746.02
900 OTHER USES OF FUNDS	856,000.00	956,000.00	111.7%	0.00	100,000.00-
Total General Fund	46,572,780.82	33,258,092.11	71.4%	3,251,864.69	10,062,824.02
Other Funds					
002 BOND RETIREMENT	3,641,218.07	2,760,587.18	75.8%	769,531.25	111,099.64
003 PERMANENT IMPROVEMENT	1,000,000.00	244,217.26	24.4%	23,550.00	732,232.74
004 BUILDING	2,603,517.00	7,020.00	0.3%	114,047.00	2,482,450.00
006 FOOD SERVICE	1,927,158.53	1,356,912.59	70.4%	424,285.80	145,960.14
007 SPECIAL TRUST	500.00	0.00	0.0%	0.00	500.00
008 ENDOWMENT	500.00	0.00	0.0%	0.00	500.00
010 CLASSROOM FACILITIES	12,375,923.67	872,008.57	7.0%	4,684,575.10	6,819,340.00
014 ROTARY-INTERNAL SERVICES	775.23	0.00	0.0%	0.00	775.23
018 PUBLIC SCHOOL SUPPORT	105,696.40	26,351.15	24.9%	8,559.13	70,786.12
019 OTHER GRANT	46,080.23	367.04	0.8%	30,704.04	15,009.15
022 DISTRICT AGENCY	1,000.00	275.00	27.5%	0.00	725.00
034 CLASSROOM FACILITIES MAINT.	1,200.00	964.72	80.4%	0.00	235.28
035 TERMINATION BENEFITS - HB426	475,869.93	165,861.85	34.9%	9,918.80	300,089.28
200 STUDENT MANAGED ACTIVITY	401,252.04	227,753.48	56.8%	59,006.26	114,492.30
300 DISTRICT MANAGED ACTIVITY	199,292.28	119,962.96	60.2%	27,880.23	51,449.09
401 AUXILIARY SERVICES	71,167.51	49,305.78	69.3%	4,689.64	17,172.09
439 PUBLIC SCHOOL PRESCHOOL	192,361.52	101,566.50	52.8%	0.00	90,795.02
451 DATA COMMUNICATION FUND	18,000.00	14,400.00	80.0%	0.00	3,600.00
499 MISCELLANEOUS STATE GRANT FUND	38,314.57	19,874.69	51.9%	0.00	18,439.88
516 IDEA PART B GRANTS	1,201,253.00	759,850.98	63.3%	0.00	441,402.02
551 LIMITED ENGLISH PROFICIENCY	44,461.16	7,682.93	17.3%	0.00	36,778.23
572 TITLE I DISADVANTAGED CHILDREN	2,024,220.92	1,067,515.58	52.7%	4,884.15	951,821.19
587 IDEA PRESCHOOL-HANDICAPPED	71,249.57	23,689.29	33.2%	25.00	47,535.28
590 IMPROVING TEACHER QUALITY	328,298.82	154,984.41	47.2%	1,447.31	171,867.10
599 MISCELLANEOUS FED. GRANT FUND	48,607.03	8,940.42	18.4%	21,046.57	18,620.04
Total Other Funds	26,817,917.48	7,990,092.38	29.8%	6,184,150.28	12,643,674.82
Grand Total All Funds	73,390,698.30	41,248,184.49	56.2%	9,436,014.97	22,706,498.84

July 1 Beginning Cash Balance (All Funds): 62,286,331.69

Total MTD Receipts: 8,211,628.31 FYTD Receipts: 48,545,927.76

Current Cash Balance (All Funds): 69,584,074.96

Date: 04/02/2018  
 Time: 12:58 pm

FAIRBORN CITY SCHOOL DISTRICT  
 SORT BY CHECK NUMBER  
 CHECK DATES BETWEEN 03/01/2018 AND 03/31/2018  
 ALL CHECKS SELECTED

Page: 1  
 (CHEKPY)

CHECK	TYPE	DATE	VENDOR	VENDOR	STATUS/DATE	BANK CODE	CHECK AMOUNT
002649	C	03/02/2018	FAIRBORN CSD-PAYROLL	900002	RECONCILED:03/02/2018	(Multi-bank check)	934,596.78
002653	M	03/02/2018	5/3 BANK MEDICARE MEMO VENDOR	901819		F (Multi-bank check)	12,540.78
002654	M	03/02/2018	SCHOOL EMPLOYEE RETIRE SYSTEM	902557		(Multi-bank check)	1,463.55
002655	M	03/02/2018	STATE TEACHERS RETIREMENT SYST	902561		F	5,702.32
002656	C	03/16/2018	FAIRBORN CSD-PAYROLL	900002	RECONCILED:03/16/2018	(Multi-bank check)	1,036,125.86
002657	M	03/12/2018	GORDON FOOD SERVICE PAYMENT PROCESSING CENTER	900011			17,585.49
002658	M	03/12/2018	DAYTON POWER & LIGHT	900035		F	24,915.22
002659	M	03/16/2018	AMERICAN FIDELITY	900040			1,250.00
002660	M	03/16/2018	5/3 BANK MEDICARE MEMO VENDOR	901819		F (Multi-bank check)	14,015.32
002661	M	03/16/2018	SCHOOL EMPLOYEE RETIRE SYSTEM	902557		(Multi-bank check)	1,463.55
002662	M	03/16/2018	STATE TEACHERS RETIREMENT SYST	902561		F	5,702.32
002663	M	03/14/2018	CLARK COUNTY AUDITOR	900006		F (Multi-bank check)	791.05
002664	M	03/14/2018	GREENE COUNTY AUDITOR	900007		F (Multi-bank check)	82,222.40
002665	M	03/12/2018	FIFTH THIRD BANK	900010		F	823.97
002666	M	03/20/2018	GORDON FOOD SERVICE PAYMENT PROCESSING CENTER	900011			15,338.83
002667	M	03/20/2018	FIFTH THIRD BANK CREDIT CARD MEMO VENDOR	900021		F (Multi-bank check)	1,803.95
002668	M	03/20/2018	DAYTON POWER & LIGHT	900035		F	20,283.86
002669	C	03/30/2018	FAIRBORN CSD-PAYROLL	900002	RECONCILED:03/30/2018	(Multi-bank check)	986,819.19
002670	M	03/28/2018	GORDON FOOD SERVICE PAYMENT PROCESSING CENTER	900011			22,540.07
002671	M	03/30/2018	FOUNDATION/STATE OF OHIO MEMO VENDOR	900013		F	611,601.81
002672	M	03/31/2018	STRS-FOUNDATION	900003		F (Multi-bank check)	220,396.00
002673	M	03/31/2018	SERS-FOUNDATION	900004		F (Multi-bank check)	69,650.00
002674	M	03/30/2018	AMERICAN UNITED LIFE INS CO MEMO VENDOR	900025		F (Multi-bank check)	3,050.69
002675	M	03/30/2018	SOUTHWESTERN OH EPC-MEDICAL MEMO VENDOR	900039		F (Multi-bank check)	405,136.73
002676	M	03/30/2018	SOUTHWESTERN OH EPC-DENTAL	900041		F (Multi-bank check)	24,686.05
002677	M	03/30/2018	5/3 BANK MEDICARE MEMO VENDOR	901819		F (Multi-bank check)	14,101.56
002678	M	03/30/2018	SCHOOL EMPLOYEE RETIRE SYSTEM	902557		(Multi-bank check)	1,444.86
002679	M	03/30/2018	STATE TEACHERS RETIREMENT SYST	902561		F	5,549.43
002680	M	03/28/2018	GREENE COUNTY AUDITOR	900007		(Multi-bank check)	6,741.02
086040	W	03/02/2018	ABSOLUTE ELECTRICAL CONTRACTOR	014228	RECONCILED:03/07/2018	F	1,493.75
086041	W	03/02/2018	APPLIED MAINTENANCE SUPPLIES AND SOLUTIONS	002097	RECONCILED:03/05/2018	F	615.15
086042	W	03/02/2018	AQUA FALLS BOTTLED WATER	007488	RECONCILED:03/06/2018	F	54.30
086043	W	03/02/2018	ARAMARK UNIFORM SERVICES	003755	RECONCILED:03/07/2018	F (Multi-bank check)	7,470.86
086044	W	03/02/2018	BARNES & NOBLE COLLEGE BOOKSELLERS	013899	RECONCILED:03/06/2018	F	16.40
086045	W	03/02/2018	BRICKER & ECKLER	013967	RECONCILED:03/06/2018	F	10,120.18
086046	W	03/02/2018	CAROLINA BIOLOGICAL SUPPLY CO	000489	RECONCILED:03/05/2018	F	18.26
086047	W	03/02/2018	CHEMICAL SERVICES	014156	RECONCILED:03/09/2018	F	1,862.80
086048	W	03/02/2018	D & S AUTO PARTS, INC	011477	RECONCILED:03/05/2018	F	155.23
086049	W	03/02/2018	DAYTON TRANE WAIBEL ENERGY SYSTEMS	002678	RECONCILED:03/06/2018	F	6,830.32

Date: 04/02/2018  
 Time: 12:58 pm

FAIRBORN CITY SCHOOL DISTRICT  
 SORT BY CHECK NUMBER  
 CHECK DATES BETWEEN 03/01/2018 AND 03/31/2018  
 ALL CHECKS SELECTED

Page: 2  
 (CHEKPY)

CHECK	TYPE	DATE	VENDOR	VENDOR	STATUS/DATE	BANK CODE	CHECK AMOUNT
086050	W	03/02/2018	DEER HEATING & COOLING INC	011491	VOID: 03/14/2018	F	129.00
086051	W	03/02/2018	EMERGENCY MEDICAL PRODUCTS INC	012333	RECONCILED:03/06/2018	F	287.50
086052	W	03/02/2018	FAIRBORN MUSIC CLUB	000993	RECONCILED:03/13/2018		750.00
086053	W	03/02/2018	FAMILY SERVICE ASSOC.	001009	RECONCILED:03/05/2018	F	110.40
086054	W	03/02/2018	FEDEX	006296	RECONCILED:03/06/2018	F	105.56
086055	W	03/02/2018	FISH FAIRBORN	014298	RECONCILED:03/09/2018		1,000.00
086056	W	03/02/2018	GARDNER-TOBIN, INC.	001125	RECONCILED:03/05/2018	F	36.00
086057	W	03/02/2018	GEM CITY TIRE	008362	RECONCILED:03/06/2018	F	1,122.88
086058	W	03/02/2018	GENUINE AUTO PARTS	001157	RECONCILED:03/06/2018	F	519.70
086059	W	03/02/2018	GREENE COUNTY BD OF EDUC	001224	RECONCILED:03/06/2018		100.00
086060	W	03/02/2018	HEALTHCARE PROCESS CONSULTING	008980	RECONCILED:03/09/2018	F	6,500.00
086061	W	03/02/2018	HILL INTERNATIONAL	014220	RECONCILED:03/06/2018		1,293.09
086062	W	03/02/2018	HOME DEPOT CREDIT SERVICES DEPT 32-2502838786	007652	RECONCILED:03/09/2018	F	104.47
086063	W	03/02/2018	INTERSTATE BILLING	001824	RECONCILED:03/05/2018	F	7,591.03
086064	W	03/02/2018	KOCH EMBROIDERY AND SPORTING GOODS	014280	RECONCILED:03/13/2018		816.77
086065	W	03/02/2018	KROGER - CINCINNATI CUSTOMER CHARGES	001601	RECONCILED:03/05/2018	F (Multi-bank check)	312.82
086066	W	03/02/2018	Leanna Errett	014178	RECONCILED:03/06/2018		330.39
086067	W	03/02/2018	MADISON-CHAMPAIGN ESC ATTN PRE-SERVICE DEPARTMENT	000517	RECONCILED:03/06/2018	F	170.00
086068	W	03/02/2018	MAYS SHEDD SALES CO	001762	RECONCILED:03/05/2018	F	807.40
086069	W	03/02/2018	MIAMI VALLEY EDUCATIONAL COMPUTER ASSOCIATION	014179	RECONCILED:03/12/2018	F	20,513.06
086070	W	03/02/2018	MMH SERVICE MICHAEL HARM	014146	RECONCILED:03/08/2018	F	2,712.00
086071	W	03/02/2018	MOONEY'S TELE. & NETWORKING	013444	RECONCILED:03/09/2018	F	7,830.00
086072	W	03/02/2018	NCS PEARSON, INC	011498	RECONCILED:03/06/2018	F	350.50
086073	W	03/02/2018	OFFICE DEPOT	011065	RECONCILED:03/05/2018	F (Multi-bank check)	2,594.42
086074	W	03/02/2018	OHSAA	002032	RECONCILED:03/27/2018		50.00
086075	W	03/02/2018	PEPSI-COLA GEN BOT IN	008905	RECONCILED:03/07/2018		717.68
086076	W	03/02/2018	PICTURE PERFECT PHOTOBOOTH RENTALS, LLC	013732	RECONCILED:03/21/2018		700.00
086077	W	03/02/2018	POWELL COMPANY LTD	001207	RECONCILED:03/07/2018	F	115.00
086078	W	03/02/2018	ROTARY CLUB OF FAIRBORN	000996	RECONCILED:03/08/2018	F	159.00
086079	W	03/02/2018	SHERWIN WILLIAMS PAINTS	002449	RECONCILED:03/19/2018	F	40.02
086080	W	03/02/2018	SMITHFOODS INC	014262	RECONCILED:03/05/2018		973.22
086081	W	03/02/2018	STOKES CUSTOM HOSES LLC	014656	RECONCILED:03/05/2018	F	124.76
086082	W	03/02/2018	STOOPS FREIGHTLINER	007354	RECONCILED:03/08/2018	F	95.76
086083	W	03/02/2018	THERESA GORRETTA	013499	RECONCILED:03/06/2018		300.00
086084	W	03/02/2018	THYSSENKRUPP ELEVATOR CORP	008090	RECONCILED:03/05/2018	F	1,620.00
086085	W	03/02/2018	TIME WARNER CABLE	013871	RECONCILED:03/07/2018	F	1,273.19
086086	W	03/02/2018	TIRE MASTER	002670	RECONCILED:03/08/2018	F	174.00
086087	W	03/02/2018	TRIMARK SS KEMP - CLEVELAND	014641	RECONCILED:03/05/2018		8,490.55
086088	W	03/02/2018	US HEALTHWORKS GROUP GROUP, OH, INC	013119	RECONCILED:03/06/2018	F	535.00
086089	W	03/02/2018	WESTERN PSYCHOLOGICAL SERVICES	002850	RECONCILED:03/06/2018	F	1,062.60
086090	W	03/02/2018	YOUTHLIGHT BOOKS	012485	RECONCILED:03/07/2018		56.90
086091	B	03/02/2018	DESTINY CONLEY	014659	RECONCILED:03/06/2018		204.29
086092	W	03/09/2018	A-1 ABLE PEST DOCTORS	013110	RECONCILED:03/15/2018	F	150.00
086093	W	03/09/2018	AMERICAN EXPRESS	012258	RECONCILED:03/16/2018	(Multi-bank check)	5,121.04

Date: 04/02/2018  
Time: 12:58 pm

FAIRBORN CITY SCHOOL DISTRICT  
SORT BY CHECK NUMBER  
CHECK DATES BETWEEN 03/01/2018 AND 03/31/2018  
ALL CHECKS SELECTED

Page: 3  
(CHEKPY)

CHECK	TYPE	DATE	VENDOR	VENDOR	STATUS/DATE	BANK CODE	CHECK AMOUNT
086094	W	03/09/2018	CPC REMITTANCE PROCESSING				
086094	W	03/09/2018	AQUA FALLS BOTTLED WATER	007488	RECONCILED:03/14/2018	F	33.50
086095	W	03/09/2018	ARAMARK UNIFORM SERVICES	003755	RECONCILED:03/19/2018	F (Multi-bank check)	3,406.95
086096	W	03/09/2018	AT&T	010971	RECONCILED:03/15/2018	F	48.73
086097	W	03/09/2018	BELLBROOK-SUGARCREEK SCHOOLS	000298	RECONCILED:03/23/2018		1,007.00
086098	W	03/09/2018	D & S AUTO PARTS, INC	011477	RECONCILED:03/14/2018	F	142.01
086099	W	03/09/2018	DAYTON METAL DOOR	000751	RECONCILED:03/15/2018	F	110.00
086100	W	03/09/2018	DAYTON TRANE	002678	RECONCILED:03/15/2018	F	959.08
			WAIBEL ENERGY SYSTEMS				
086101	W	03/09/2018	DS BENEFITS GROUP, LLC.	008455	RECONCILED:03/28/2018	F	1,850.00
086102	W	03/09/2018	FAMILY SERVICE ASSOC.	001009	RECONCILED:03/14/2018	F	315.40
086103	W	03/09/2018	FROST BROWN TODD LLC	013186	RECONCILED:03/14/2018	F	1,118.50
086104	W	03/09/2018	GEM CITY KEY SHOP	001148	RECONCILED:03/16/2018	F	177.50
086105	W	03/09/2018	GREENE CO EDUC SERVICE CENTER	001220	RECONCILED:03/20/2018	F	25,651.50
086106	W	03/09/2018	H.S.I. SECURITY	013451	RECONCILED:03/15/2018	F	180.00
086107	W	03/09/2018	HANDYMAN ACE HARDWARE	001274	RECONCILED:03/14/2018	F	493.85
			ATTN: ACCOUNTS RECEIVABLE				
086108	W	03/09/2018	HM RECEIVABLES CO LLC	001384	RECONCILED:03/15/2018	F	619.20
086109	W	03/09/2018	ICE CREAM SPECIALTIES	013046	RECONCILED:03/14/2018		652.86
086110	W	03/09/2018	INTERSTATE BILLING	001824	RECONCILED:03/15/2018	F	582.95
086111	W	03/09/2018	K12 SCHOOL CONSULTANTS LLC	014257	RECONCILED:03/15/2018	F	2,094.00
086112	W	03/09/2018	KEY BLUE PRINTS	014648	RECONCILED:03/15/2018	F	375.75
086113	W	03/09/2018	KROGER - CINCINNATI CUSTOMER CHARGES	001601	RECONCILED:03/14/2018	F (Multi-bank check)	583.18
086114	W	03/09/2018	LAKESHORE LEARNING MATERIALS	001611	RECONCILED:03/16/2018	F	45.99
086115	W	03/09/2018	NEWS-2-YOU	005655	RECONCILED:03/14/2018	F	248.85
			ATTN: JACQUIE CLARK MACCC-SLP				
086116	W	03/09/2018	OASBO	002004	RECONCILED:03/15/2018	F	120.00
086117	W	03/09/2018	OFFICE DEPOT	011065	RECONCILED:03/15/2018	F	337.00
086118	W	03/09/2018	OHIO ASSOC FOR PUPIL TRANS	007400	RECONCILED:03/20/2018	F	350.00
086119	W	03/09/2018	ORIENTAL TRADING CO INC	006636	RECONCILED:03/15/2018		462.71
086120	W	03/09/2018	PITNEY BOWES	006900	RECONCILED:03/16/2018	F (Multi-bank check)	2,111.10
086121	W	03/09/2018	PLASTIC PERFECTION LLC	014650	RECONCILED:03/16/2018	F	24.00
			DAN LEROY HILL				
086122	W	03/09/2018	POWELL COMPANY LTD	001207	RECONCILED:03/16/2018	F	2,231.71
086123	W	03/09/2018	PRO-ED INC	002210	RECONCILED:03/15/2018	F	376.20
086124	W	03/09/2018	S&D/OSTERFELD	011377	RECONCILED:03/14/2018		3,608.88
086125	W	03/09/2018	SHP LEADING DESIGN	013081	RECONCILED:03/14/2018	F (Multi-bank check)	65,108.45
086126	W	03/09/2018	SMART TEMPS LLC	013195			59.00
086127	W	03/09/2018	SMITHFOODS INC	014262	RECONCILED:03/14/2018		6,467.66
086128	W	03/09/2018	SOLID BLEND TECHNOLOGIES	010308	RECONCILED:03/16/2018	F	229.17
086129	W	03/09/2018	STAN AND ASSOCIATES INC	014221	RECONCILED:03/16/2018		6,224.80
086130	W	03/09/2018	SUBURBAN PROPANE-7670	002233	RECONCILED:03/26/2018	F	1,608.18
086131	W	03/09/2018	TEAMBUILDR LLC	014658	RECONCILED:03/30/2018		330.00
086132	W	03/09/2018	TECUMSEH LOCAL SCHOOL DISTRICT	002631	RECONCILED:03/12/2018		75.00
086133	W	03/09/2018	TREASURER OF STATE OF OHIO	004202	RECONCILED:03/15/2018	F	2,152.50
			DAVE YOST, AUDITOR OF STATE				
086134	W	03/09/2018	US BANK EQUIPMENT FINANCE	013452	RECONCILED:03/19/2018	F	16,883.77
086135	W	03/09/2018	US HEALTHWORKS GROUP	013119	RECONCILED:03/15/2018	F	105.00
			GROUP, OH, INC				
086136	W	03/09/2018	W R HACKETT	010466	RECONCILED:03/15/2018		8,910.22
086137	W	03/09/2018	WASTE MANAGEMENT OF OHIO, INC	007545	RECONCILED:03/16/2018	F (Multi-bank check)	9,266.61

FAIRBORN CITY SCHOOL DISTRICT  
 SORT BY CHECK NUMBER  
 CHECK DATES BETWEEN 03/01/2018 AND 03/31/2018  
 ALL CHECKS SELECTED

CHECK	TYPE	DATE	VENDOR	VENDOR	STATUS/DATE	BANK CODE	CHECK AMOUNT
086138	W	03/09/2018	WEILER WELDING INC., CO	002825	RECONCILED:03/15/2018	F	90.16
086139	W	03/09/2018	WEST ROOFING	004282	RECONCILED:03/15/2018	F	1,184.15
086140	B	03/09/2018	STACY JOHNSON	014664	RECONCILED:03/16/2018		350.00
086141	W	03/16/2018	AT&T	010971	RECONCILED:03/22/2018	F	135.32
086142	W	03/16/2018	BARBARA SKUSA	014031	RECONCILED:03/21/2018	F	792.22
086143	W	03/16/2018	BENGES ELECTRIC LLC	014651	RECONCILED:03/21/2018	F	1,080.00
086144	W	03/16/2018	BOBEXCEL, LLC	014038	RECONCILED:03/21/2018	F	215.00
086145	W	03/16/2018	BRICKER & ECKLER	013967	RECONCILED:03/19/2018	F	25.00
086146	W	03/16/2018	CINTAS CORP #G62	000552	RECONCILED:03/22/2018		609.72
086147	W	03/16/2018	CITY OF HUBER HEIGHTS	014670	RECONCILED:03/21/2018	F	40.00
086148	W	03/16/2018	DAIKIN APPLIED	001790	RECONCILED:03/21/2018	F	2,936.00
086149	W	03/16/2018	DAYTON RELIABLE FILTER SERVICE	003791	RECONCILED:03/22/2018	F	158.26
086150	W	03/16/2018	DON EHRHART CONSTRUCTION	013236	RECONCILED:03/23/2018		12,885.00
086151	W	03/16/2018	F & S SCHOOL SUPPLIES	000971	RECONCILED:03/22/2018		26.74
086152	W	03/16/2018	FAIRBORN C.A.P. C/O PAM GAYHEART	005994	RECONCILED:03/20/2018		250.00
086153	W	03/16/2018	FLINN SCIENTIFIC CO	001050	RECONCILED:03/23/2018	F	46.01
086154	W	03/16/2018	FORWARD EDGE, INC	013855	RECONCILED:03/20/2018	F	44,825.00
086155	W	03/16/2018	GARDNER-TOBIN, INC.	001125	RECONCILED:03/19/2018	F	405.59
086156	W	03/16/2018	GEM CITY KEY SHOP	001148	RECONCILED:03/23/2018	F	160.50
086157	W	03/16/2018	GENUINE AUTO PARTS	001157	RECONCILED:03/20/2018	F	98.43
086158	W	03/16/2018	HUGH O'BRIAN YOUTH LEADERSHIP	010676	RECONCILED:03/20/2018		225.00
086159	W	03/16/2018	I SUPPLY CO	004586	RECONCILED:03/19/2018	F	367.86
086160	W	03/16/2018	IPEVO INC.	013759	RECONCILED:03/21/2018	F	3,900.00
086161	W	03/16/2018	JEAN KREMER	014145	RECONCILED:03/21/2018	F	2,376.00
086162	W	03/16/2018	JUNIOR LIBRARY GUILD	010828	RECONCILED:03/21/2018	F	1,586.20
086163	W	03/16/2018	MIDDLETOWN CITY SCHOOLS	006626	RECONCILED:03/29/2018	F	110.45
086164	W	03/16/2018	O S B A	002011	RECONCILED:03/28/2018	F	750.00
086165	W	03/16/2018	O S B A SOUTHWEST REGION % RONALD J DIVER REGIONAL SEC	004637		F	228.00
086166	W	03/16/2018	OFFICE DEPOT	011065	RECONCILED:03/19/2018	F (Multi-bank check)	1,180.54
086167	W	03/16/2018	OHIO DEPT OF JOB & FAMILY SERVICES	010994	RECONCILED:03/22/2018	F	1,062.69
086168	W	03/16/2018	OHIO EDISON CO	002031	RECONCILED:03/19/2018		859.89
086169	W	03/16/2018	ORIENTAL TRADING CO INC	006636	RECONCILED:03/19/2018		17.97
086170	W	03/16/2018	PROFESSIONAL SOFTWARE FOR NURSES INC	014213	RECONCILED:03/26/2018	F	490.00
086171	W	03/16/2018	SCHOOL SPECIALTY INC	003423	RECONCILED:03/20/2018	F	113.55
086172	W	03/16/2018	SCHOOLHOUSE ELECTRONICS LLC	010692	RECONCILED:03/26/2018	F	1,852.00
086173	W	03/16/2018	SHERWIN WILLIAMS PAINTS	002449	RECONCILED:03/23/2018	F	1,409.60
086174	W	03/16/2018	SONOVA USA INC.	011887	RECONCILED:03/20/2018	F	2,034.99
086175	W	03/16/2018	SUBURBAN PROPANE-7670	002233	RECONCILED:03/27/2018	F	573.75
086176	W	03/16/2018	SUPER DUPEL SCHOOL CO	003035	RECONCILED:03/20/2018	F	53.49
086177	W	03/16/2018	TEACHINGBOOKS.NET LLC	013197	RECONCILED:03/23/2018	F	1,320.00
086178	W	03/16/2018	THE MOTZ GROUP LLC	014660	RECONCILED:03/19/2018		8,500.00
086179	W	03/16/2018	TIME WARNER CABLE	013871	RECONCILED:03/21/2018	F	1,881.32
086180	W	03/16/2018	U.S. BANK	014662	RECONCILED:03/20/2018		350.00
086181	W	03/16/2018	US BANK	013310	RECONCILED:03/22/2018		68.62
086182	W	03/16/2018	US HEALTHWORKS GROUP GROUP, OH, INC	013119	RECONCILED:03/20/2018	F	105.00
086183	W	03/16/2018	VARITRONICS LLC	014640	RECONCILED:03/19/2018	F	352.85
086184	W	03/16/2018	VECTREN ENERGY DELIVERY	007844	RECONCILED:03/19/2018	F (Multi-bank check)	7,455.11

Date: 04/02/2018  
 Time: 12:58 pm

FAIRBORN CITY SCHOOL DISTRICT  
 SORT BY CHECK NUMBER  
 CHECK DATES BETWEEN 03/01/2018 AND 03/31/2018  
 ALL CHECKS SELECTED

Page: 5  
 (CHEKPY)

CHECK	TYPE	DATE	VENDOR	VENDOR	STATUS/DATE	BANK CODE	CHECK AMOUNT
086185	W	03/16/2018	WORKPLACEPRO	004636	RECONCILED:03/19/2018		318.00
086186	W	03/16/2018	YP PO BOX 5010	008919	RECONCILED:03/20/2018	F	505.00
086187	W	03/23/2018	BENGES ELECTRIC LLC	014651	RECONCILED:03/28/2018	F	1,145.00
086188	W	03/23/2018	BSN SPORTS	005513	RECONCILED:03/28/2018	F (Multi-bank check)	8,090.00
086189	W	03/23/2018	CAROLINA BIOLOGICAL SUPPLY CO	000489	RECONCILED:03/26/2018	F	127.93
086190	W	03/23/2018	CREATIVE BANNERS FLAGS & KITES INC	014671	RECONCILED:03/27/2018	F	1,939.00
086191	W	03/23/2018	CUSTOMINK	013585	RECONCILED:03/27/2018		1,195.60
086192	W	03/23/2018	DEMCO INC	000782	RECONCILED:03/26/2018	F	468.27
086193	W	03/23/2018	DIRECT ENERGY BUSINESS	013779	RECONCILED:03/27/2018	F (Multi-bank check)	16,210.11
086194	W	03/23/2018	DOMINO'S PIZZA TEAM DAYTON	013248			1,855.00
086195	W	03/23/2018	FAIRBORN C.A.P. C/O PAM GAYHEART	005994			500.00
086196	W	03/23/2018	GEM CITY KEY SHOP	001148	RECONCILED:03/27/2018	F	33.75
086197	W	03/23/2018	GREATER DAYTON TRACK & CROSS COUNTRY OFFICIALS	001217			160.00
086198	W	03/23/2018	I SUPPLY CO	004586	RECONCILED:03/26/2018	F	768.08
086199	W	03/23/2018	JEAN KREMER	014145	RECONCILED:03/27/2018	F	2,376.00
086200	W	03/23/2018	JOSTENS	001509	RECONCILED:03/28/2018	F	3,413.03
086201	W	03/23/2018	K12 SCHOOL CONSULTANTS LLC	014257	RECONCILED:03/27/2018	F	25.00
086202	W	03/23/2018	KELLY CRESWELL CO INC	001539		F	535.34
086203	W	03/23/2018	KIM PARDI PETTY CASH	011015	RECONCILED:03/27/2018		134.28
086204	W	03/23/2018	LEUKEMIA & LYMPHOMA SOCIETY TRI-STATE SOUTHERN OHIO	013360	RECONCILED:03/26/2018		212.75
086205	W	03/23/2018	MANSFIELD OIL COMPANY R.W. EARHART COMPANY	000870	RECONCILED:03/27/2018	F	773.82
086206	W	03/23/2018	MUSIC IN THE PARKS	013409	RECONCILED:03/26/2018		1,064.50
086207	W	03/23/2018	OFFICE DEPOT	011065	RECONCILED:03/26/2018	F	574.03
086208	W	03/23/2018	ORIENTAL TRADING CO INC	006636	RECONCILED:03/26/2018	F (Multi-bank check)	258.74
086209	W	03/23/2018	P & R COMMUNICATIONS SERVICE	005029	RECONCILED:03/27/2018	F	772.92
086210	W	03/23/2018	PEPSI-COLA GEN BOT IN	008905	RECONCILED:03/28/2018		749.00
086211	W	03/23/2018	POWELL COMPANY LTD	001207	RECONCILED:03/28/2018	F	2,044.20
086212	W	03/23/2018	SCREENABILITEES, LLC	014639	RECONCILED:03/28/2018		1,593.40
086213	W	03/23/2018	SMART TEMPS LLC	013195			59.00
086214	W	03/23/2018	SMITHFOODS INC	014262	RECONCILED:03/26/2018		5,972.71
086215	W	03/23/2018	STERICYCLE INC	005973	RECONCILED:03/26/2018	F	3,537.21
086216	W	03/23/2018	SUBURBAN PROPANE-7670	002233		F	513.74
086217	W	03/23/2018	SYNCB/AMAZON	012932	RECONCILED:03/28/2018	F (Multi-bank check)	2,586.35
086218	W	03/23/2018	T MILLER GRAPHIC DESIGN TOM MILLER	012028	RECONCILED:03/28/2018	F	600.00
086219	W	03/23/2018	TECUMSEH LOCAL SCHOOL DISTRICT	002631			200.00
086220	W	03/23/2018	TIME WARNER CABLE	013871	RECONCILED:03/29/2018	F	192.26
086221	W	03/23/2018	TIPP CITY SCHOOLS	006824			200.00
086222	W	03/23/2018	TRUMPET BEHAVIORAL HEALTH	014120		F	3,097.48
086223	W	03/23/2018	TUMBLEWEED PRESS INC C/O T8054U	013027	RECONCILED:03/29/2018	F	1,438.20
086224	W	03/23/2018	VETTA BURRIS PETTY CASH	008700			27.35
086225	W	03/23/2018	XENIA CITY SCHOOLS	002930			125.00
086226	W	03/29/2018	AC SUPPLY	012433		F	202.73

Date: 04/02/2018  
 Time: 12:58 pm

FAIRBORN CITY SCHOOL DISTRICT  
 SORT BY CHECK NUMBER  
 CHECK DATES BETWEEN 03/01/2018 AND 03/31/2018  
 ALL CHECKS SELECTED

Page: 6  
 (CHEKPY)

CHECK	TYPE	DATE	VENDOR	VENDOR	STATUS/DATE	BANK CODE	CHECK AMOUNT
086227	W	03/29/2018	ACUITY SPECIALTY PRODUCTS INC ZEP SALES AND SERVICES	014353		F	1,240.43
086228	W	03/29/2018	AJ'S COMPLETE AUTO REPAIR	007105		F	929.70
086229	W	03/29/2018	ALLIED BUILDERS INC. DBA ALLIED FENCE	014654		F	1,500.00
086230	W	03/29/2018	APPLIED MAINTENANCE SUPPLIES AND SOLUTIONS	002097		F	930.59
086231	W	03/29/2018	AQUA FALLS BOTTLED WATER	007488		F	74.10
086232	W	03/29/2018	BARBARA SKUSA	014031		F	768.03
086233	W	03/29/2018	BEELIGHTING INC	014337		F	462.00
086234	W	03/29/2018	BENGES ELECTRIC LLC	014651		F	270.00
086235	W	03/29/2018	D & S AUTO PARTS, INC	011477		F	98.87
086236	W	03/29/2018	D'AGOSTINO'S THE DISC JOCKEY COMPANY	003772			175.00
086237	W	03/29/2018	DATA RECOGNITION CORPORATION	011763		F	1,297.97
086238	W	03/29/2018	DAYTON TRANE WAIBEL ENERGY SYSTEMS	002678		F	713.52
086239	W	03/29/2018	FAMILY SERVICE ASSOC.	001009		F	705.45
086240	W	03/29/2018	FORWARD EDGE, INC	013855		F	2,905.00
086241	W	03/29/2018	FRYE MECHANICAL, INC	014098		F	740.00
086242	W	03/29/2018	GEM CITY KEY SHOP	001148		F	79.00
086243	W	03/29/2018	GEM CITY TIRE	008362		F	1,866.50
086244	W	03/29/2018	GENUINE AUTO PARTS	001157		F	74.98
086245	W	03/29/2018	GMVWA Greater Miami Valley Wrestling	001218			450.00
086246	W	03/29/2018	H.S.I. SECURITY	013451		F	85.00
086247	W	03/29/2018	HEMISPHERE EDUCATIONAL TRAVEL	014137			1,688.20
086248	W	03/29/2018	HILL INTERNATIONAL	014220			20,524.35
086249	W	03/29/2018	HOLLON FLOWERS	001370			71.60
086250	W	03/29/2018	HOME DEPOT CREDIT SERVICES DEPT 32-2502838786	007652		F	114.24
086251	W	03/29/2018	I SUPPLY CO	004586		F	650.06
086252	W	03/29/2018	INTERSTATE BILLING	001824		F	3,477.46
086253	W	03/29/2018	J & B TRANSMISSION	005022		F	3,993.50
086254	W	03/29/2018	K.E. ROSE COMPANY, LLC	013710		F	24.07
086255	W	03/29/2018	K12 SCHOOL CONSULTANTS LLC	014257		F	1,150.00
086256	W	03/29/2018	KINCAID MUSIC	001560			44.00
086257	W	03/29/2018	KOCH EMBROIDERY AND SPORTING GOODS	014280			3,977.84
086258	W	03/29/2018	LEUKEMIA & LYMPHOMA SOCIETY TRI-STATE SOUTHERN OHIO	013360			1,500.00
086259	W	03/29/2018	MATTHEW BRUN ENTERPRISES INC CHAMPION EQUIPMENT AND SUPPLY	014202		F	462.90
086260	W	03/29/2018	OFFICE DEPOT	011065			644.51
086261	W	03/29/2018	POWELL COMPANY LTD	001207		F	3,298.53
086262	W	03/29/2018	SANDY'S AUTO AND TRUCK SERVICE	005677		F	330.00
086263	W	03/29/2018	SCHOOL SPECIALTY INC	003423		F	53.90
086264	W	03/29/2018	SELECT SIGNS	011010		F	146.00
086265	W	03/29/2018	SHAR PRODUCTS	002436			410.90
086266	W	03/29/2018	SOLID BLEND TECHNOLOGIES	010308		F	33.29
086267	W	03/29/2018	SWEETWATER	013091		F	75.98
086268	W	03/29/2018	TCA GRAPHICS	007371			258.97

(Multi-bank check)



Date: 04/02/2018  
 Time: 12:58 pm

FAIRBORN CITY SCHOOL DISTRICT  
 SORT BY CHECK NUMBER  
 CHECK DATES BETWEEN 03/01/2018 AND 03/31/2018  
 ALL CHECKS SELECTED

Page: 7  
 (CHEKPY)

CHECK	TYPE	DATE	VENDOR	VENDOR	STATUS/DATE	BANK CODE	CHECK AMOUNT
086269	W	03/29/2018	THERESA GORRETTA	013499			500.00
086270	W	03/29/2018	TIME WARNER CABLE	013871		F	1,276.52
086271	W	03/29/2018	TMK ENTERPRISES INC UNIPAK SUPPLY	014652			2,611.80
086272	W	03/29/2018	TRACTOR SUPPLY CREDIT PLAN DEPT. 30 - 1202598155	002616		F	64.43
086273	W	03/29/2018	TROY ATHLETIC DEPT	002695			250.00
086274	W	03/29/2018	UNITED ART & EDUC SUPPLY CO	003031			44.04
086275	W	03/29/2018	US HEALTHWORKS GROUP GROUP, OH, INC	013119		F	35.00
086276	W	03/29/2018	VINYL GRAPHICS	011790		F	80.00
502690	W	03/09/2018	ACH-AMERICAN BUS & ACC	004366	RECONCILED:03/09/2018	F	164.40
502691	W	03/09/2018	ACH-AVAYA INC	007223	RECONCILED:03/09/2018	F	262.43
502692	W	03/09/2018	ACH-BARBARA SKUSA	005210	RECONCILED:03/09/2018		223.67
502693	W	03/09/2018	ACH-BETSY WYATT FIS	010442	RECONCILED:03/09/2018		45.60
502694	W	03/09/2018	ACH-CERDANT	008218	RECONCILED:03/09/2018	F	200.90
502695	W	03/09/2018	ACH-CITY OF FAIRBORN	000982	RECONCILED:03/09/2018	F (Multi-bank check)	3,457.15
502696	W	03/09/2018	ACH-CITY OF FAIRBORN	000983	RECONCILED:03/09/2018	F	20,069.30
502697	W	03/09/2018	ACH-GREGORY JOHNSON	013742	RECONCILED:03/09/2018	F	40.00
502698	W	03/09/2018	ACH-JACKIE HAZELETT	013842	RECONCILED:03/09/2018		41.86
502699	W	03/09/2018	ACH-JANICE WRIGHT	003529	RECONCILED:03/09/2018		9.99
502700	W	03/09/2018	ACH-LAUREN MILLER	013665	RECONCILED:03/09/2018		72.70
502701	W	03/09/2018	ACH-LINDA CARONE FAIRBORN PRIMARY	701147	RECONCILED:03/09/2018		150.00
502702	W	03/09/2018	ACH-LOWES CO INC	001680	RECONCILED:03/09/2018	F	750.81
502703	W	03/09/2018	ACH-MEGACITY FIRE PROTECTION	001806	RECONCILED:03/09/2018	F	2,962.85
502704	W	03/09/2018	ACH-MELISSA WILLIAMS FAIRBORN INTERMEDIATE	006373	RECONCILED:03/09/2018		121.17
502705	W	03/09/2018	ACH-OHIO AFSCME CARE PLAN	007615	RECONCILED:03/09/2018	(Multi-bank check)	3,153.50
502706	W	03/09/2018	ACH-PERFECTION BAKERIES, INC DBA AUNT MILLIE'S BAKERIES	013243	RECONCILED:03/09/2018		1,289.47
502707	W	03/09/2018	ACH-PICKREL BROTHERS INC	002142	RECONCILED:03/09/2018	F	249.83
502708	W	03/09/2018	ACH-SAM'S CLUB DIRECT	006584	RECONCILED:03/09/2018	(Multi-bank check)	995.59
502709	W	03/09/2018	ACH-SMART SYSTEMS	010295	RECONCILED:03/09/2018		1,175.00
502710	W	03/09/2018	ACH-TRANS ACCESSORIES CO INC	005406	RECONCILED:03/09/2018	F	2,418.28
502711	W	03/16/2018	ACH-BETSY WYATT FIS	010442	RECONCILED:03/16/2018	F	212.00
502712	W	03/16/2018	ACH-CITY OF FAIRBORN	000982	RECONCILED:03/16/2018	F	2,291.08
502713	W	03/16/2018	ACH-CITY OF FAIRBORN	000983	RECONCILED:03/16/2018		446.40
502714	W	03/16/2018	ACH-COX OHIO PUBLISHING DBA COX MEDIA GROUP	011415	RECONCILED:03/16/2018	F	235.79
502715	W	03/16/2018	ACH-DAVE MACKEY	012370	RECONCILED:03/16/2018		151.84
502716	W	03/16/2018	ACH-DEBBIE MACFADYEN FHS	006399	RECONCILED:03/16/2018	F (Multi-bank check)	68.06
502717	W	03/16/2018	ACH-GRAINGER	001211	RECONCILED:03/16/2018	F	263.25
502718	W	03/16/2018	ACH-JANICE WRIGHT	003529	RECONCILED:03/16/2018		24.00
502719	W	03/16/2018	ACH-JOHNNY HORNER	014303	RECONCILED:03/16/2018	F	40.00
502720	W	03/16/2018	ACH-KIM PARDI	010087	RECONCILED:03/16/2018		52.95
502721	W	03/16/2018	ACH-LAUREN MILLER	013665	RECONCILED:03/16/2018		332.88
502722	W	03/16/2018	ACH-MORGAN RUPPERT	014134	RECONCILED:03/16/2018		282.18
502723	W	03/16/2018	ACH-TAMMY GENDREAU	140121	RECONCILED:03/16/2018		75.58

Date: 04/02/2018  
 Time: 12:58 pm

FAIRBORN CITY SCHOOL DISTRICT  
 SORT BY CHECK NUMBER  
 CHECK DATES BETWEEN 03/01/2018 AND 03/31/2018  
 ALL CHECKS SELECTED

Page: 8  
 (CHEKPY)

CHECK	TYPE	DATE	VENDOR	VENDOR	STATUS/DATE	BANK CODE	CHECK AMOUNT
502724	W	03/21/2018	ACH-BECKER ELECTRIC SUPPLY CO	000283	RECONCILED:03/23/2018	F	156.71
502725	W	03/21/2018	ACH-BRENDA HUFF	014307	RECONCILED:03/23/2018	F	483.27
502726	W	03/21/2018	ACH-BRIDGET LANNING	013876	RECONCILED:03/23/2018		41.30
502727	W	03/21/2018	ACH-KATHLEEN HOUSMAN	014305	RECONCILED:03/23/2018		79.13
502728	W	03/21/2018	ACH-PICKREL BROTHERS INC	002142	RECONCILED:03/23/2018	F	1,477.51
502729	W	03/30/2018	ACH-AMERICAN BUS & ACC	004366	RECONCILED:03/30/2018	F	287.96
502730	W	03/30/2018	ACH-AVAYA INC	007223	RECONCILED:03/30/2018	F	32.20
502731	W	03/30/2018	ACH-BECKER ELECTRIC SUPPLY CO	000283	RECONCILED:03/30/2018	F	644.26
502732	W	03/30/2018	ACH-CITY OF FAIRBORN	000982	RECONCILED:03/30/2018	(Multi-bank check)	1,688.46
502733	W	03/30/2018	ACH-COX OHIO PUBLISHING DBA COX MEDIA GROUP	011415	RECONCILED:03/30/2018	F	1,486.08
502734	W	03/30/2018	ACH-DAVE MACKEY	012370	RECONCILED:03/30/2018		60.00
502735	W	03/30/2018	ACH-JANICE WRIGHT	003529	RECONCILED:03/30/2018		13.90
502736	W	03/30/2018	ACH-LAUREN MILLER	013665	RECONCILED:03/30/2018		226.95
502737	W	03/30/2018	ACH-LISA VANHOOSE	010843	RECONCILED:03/30/2018		71.49
502738	W	03/30/2018	ACH-PICKREL BROTHERS INC	002142	RECONCILED:03/30/2018	F	703.15
502739	W	03/30/2018	ACH-RICHARD BOURNE	007901	RECONCILED:03/30/2018	F	40.00
502740	W	03/30/2018	ACH-SONYA WALKER	014320	RECONCILED:03/30/2018		65.91
502741	W	03/30/2018	ACH-TAMMY GENDREAU	140121	RECONCILED:03/30/2018		10.98
502742	W	03/30/2018	ACH-TRANS ACCESSORIES CO INC	005406	RECONCILED:03/30/2018	F	238.63
V VOIDED CHECKS			1	CHECK TOTALS	129.00		
R RECONCILED CHECKS			228	CHECK TOTALS	3,446,347.36		
W WARRANT CHECKS			288	CHECK TOTALS	559,301.11		
M MEMO CHECKS			26	CHECK TOTALS	1,590,800.83		
B REFUND CHECKS			2	CHECK TOTALS	554.29		
I INVESTMENT CHECKS			0	CHECK TOTALS	0.00		
T TRANSFER CHECKS			0	CHECK TOTALS	0.00		
D DISTRIBUTION CHECKS			0	CHECK TOTALS	0.00		
C PAYROLL CHECKS			3	CHECK TOTALS	2,957,541.83		
MISSING CHECKS			0				
** TOTAL CHECKS (LESS VOIDED)			318	** TOTAL NET	5,108,069.06		
*** TOTAL CHECKS WRITTEN			319	*** GRAND TOTALS	5,108,198.06		