

Fairborn City Schools
Cash Reconciliation
Month Ending
July 31, 2018

GENERAL OPERATING:

Fifth-Third Bank - Operating \$3,484,389.29

Investments:

CD's, Commercial Paper, Bonds	\$9,259,994.60	
Bond/School Facilities Investments	\$34,563,189.33	
StarOhio	\$22,923,053.18	
Star Plus	<u>\$3,391,481.40</u>	
Total Investments		\$70,137,718.51

Adjustments to Bank Balance:

Outstanding Checks/ACH payments	-\$13,238.00	
Adjustments/Notes:		
NSF checks	\$998.00	
Deposits/Wire/Payments in Transit	<u>\$8,288.23</u>	
Total Adjustments to Bank Balance		-\$3,951.77

Cash on Hand:

Petty Cash	\$850.00	
High School change fund	\$150.00	
Athletic change fund	\$0.00	
Cafeteria fund	<u>\$0.00</u>	
Total Cash on Hand		\$1,000.00

Total-All Balances		\$73,619,156.03
Total Fund Balance (FINSUM balance)		<u>\$73,619,156.03</u>
Difference, if any		<u>\$0.00</u>

Fifth-Third Payroll Clearance Account		<u>\$38,588.72</u>
---------------------------------------	--	--------------------



Interim Treasurer/CFO

**Fairborn City Schools
Investment Portfolio
Period Ending July 31, 2018**

Operating Accounts

<u>Certificate of Deposit Issues</u>	<u>Cusip</u>	<u>Coupon</u>	<u>Purchase Date</u>	<u>Maturity Date</u>	<u>Face Amount</u>
CD-Discover BK Greenwood DEL	2546716L9	1.80%	9/17/2015	9/17/2018	\$250,000.00
CD-American Express Centr	02587DF60	1.65%	11/5/2015	11/5/2018	\$250,000.00
CD-Discover Bk	254672V88	1.45%	12/16/2016	12/14/2018	\$250,000.00
CD-Firstbank PR Santurce	33767AP54	1.40%	12/16/2016	12/17/2018	\$250,000.00
CD-Webbank Salt Lake City UT	947547JJ5	1.40%	12/19/2016	12/19/2018	\$250,000.00
CD-Wells Fargo Bank	9497487B7	1.20%	8/3/2016	8/5/2019	\$250,000.00
CD-State BK India New York	856284Z98	2.15%	9/11/2014	9/11/2019	\$250,000.00
CD-BMW BK North Amer Salt Lake	05580AAU8	2.10%	9/19/2014	9/19/2019	\$250,000.00
CD-Ally Bank Midvale UT	02006LT52	1.60%	12/16/2016	12/16/2019	\$250,000.00
CD-Comenity Cap Bank Utah	20033AQZ2	1.20%	7/28/2016	7/20/2020	\$250,000.00
CD-Capital One BK USA Natl Assn	140420WD8	2.25%	9/30/2015	9/30/2020	\$250,000.00
CD-Capital One National Assn VA	14042RBQ3	2.15%	11/4/2015	11/4/2020	\$250,000.00
CD-Sallie Mae BK SLT Lake City UT	795450F67	2.00%	11/15/2017	11/16/2020	\$250,000.00
CD-Synchrony Bank	87164WNS3	1.55%	7/29/2016	7/29/2021	\$250,000.00
CD-Enerbank USA UT	29266N7E1	2.10%	12/22/2017	11/30/2021	\$248,600.00
CD-ConnectOne BK Engelwood	20786ABZ7	2.30%	12/28/2017	12/28/2021	\$250,000.00
CD-PeoplesBank Codorus Valley	71030RAB1	2.30%	12/29/2017	12/29/2021	\$250,000.00
CD-Goldman Sachs Bk USA NY	38148PVB0	2.60%	12/27/2017	12/27/2022	<u>\$250,000.00</u>
Total CD's					\$4,498,600.00
 <u>U.S. Treasury/Agency Securities</u>					
Agency Security-Federal Natl Mtg Assn Note	3136G0Y54	1.38%	2/16/2017	10/30/2019	\$269,460.00
Agency Security-Federal Home Ln Mtg Corp	3134GAYY4	1.50%	12/30/2016	12/30/2019	\$1,000,000.00
Agency Security-Federal Home Loan Banks	3130AA6V5	1.00%	12/15/2016	12/15/2020	\$1,000,000.00
Agency Security-Federal Home Ln Mtg Corp	3134GAYV0	2.00%	12/30/2016	12/30/2021	\$1,600,000.00
Agency Security-Federal Home Ln Mtg Corp	3134GBY97	1.75%	5/3/2018	11/30/2022	<u>\$493,232.90</u>
Total U.S. Treasuries and Agency Securities					\$4,362,692.90
TOTAL LONG-TERM INVESTMENTS:					\$8,861,292.90
Federated Government Obligations Capital	GOCXX	1.65%			\$398,701.70
StarPlus					\$3,391,481.40
StarOhio					<u>\$22,923,053.18</u>
Total StarPlus/StarOhio					\$26,314,534.58
TOTAL SHORT-TERM INVESTMENTS:					\$26,713,236.28
TOTAL OPERATING INVESTMENTS:					<u>\$35,574,529.18</u>

Fairborn City Schools
Investment Portfolio
Period Ending July 31, 2018

Bond/Construction Accounts

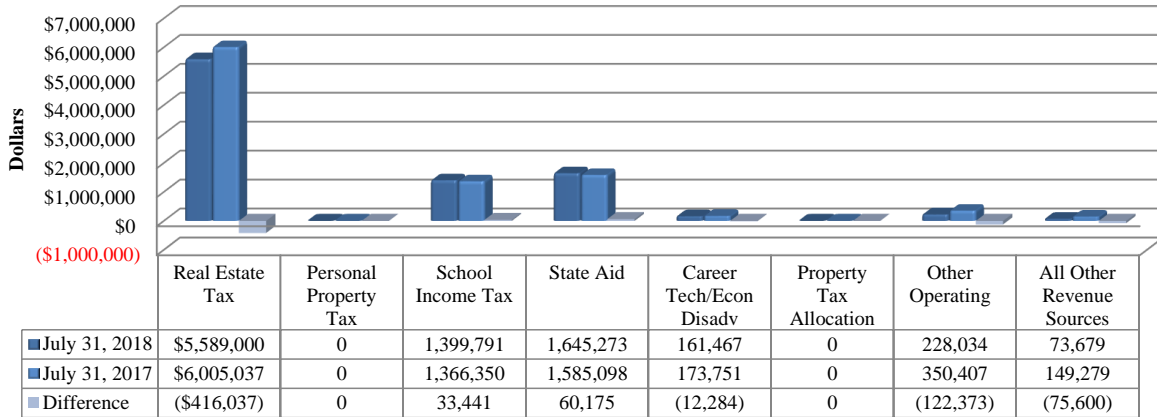
<u>Certificate of Deposit Issues</u>	<u>Cusip</u>	<u>Coupon</u>	<u>Purchase Date</u>	<u>Maturity Date</u>	<u>Face Amount</u>
					<u>\$0.00</u>
Total CD's					\$0.00
 <u>U.S. Treasury/Agency Securities</u>					
Agency Security-Federal Home Loan Banks Bond	3130A8YR8	0.95%	5/25/2017	8/23/2018	\$798,400.00
Agency Security-Federal Farm CR Bks Bond	3133ECNS9	1.10%	5/24/2017	11/6/2018	\$1,996,800.00
Agency Security-Federal Home Loan Banks	3133782M2	1.50%	5/25/2017	3/8/2019	\$2,594,489.84
Agency Security-Federal Farm CR Bks Bond	3133EHJG9	1.40%	5/25/2017	5/15/2019	\$2,322,803.01
Agency Security-Federal Home Ln Mtg Corp Mtn	3134G9LD7	1.25%	5/24/2017	5/24/2019	\$804,597.50
Agency Security-Federal Home Ln Mtg Corp Mtn	3134GAAF1	1.30%	7/28/2017	8/23/2019	\$399,200.00
Agency Security-Federal Natl Mtg Assn Note	3136G0B91	1.50%	5/25/2017	9/18/2019	\$2,630,813.32
Agency Security-Federal Home Ln Mtg Corp Mtn	3134G9KW6	1.35%	5/24/2017	11/26/2019	\$1,848,705.00
Agency Security-Federal Home Loan Banks Bond	313381HA6	1.40%	7/28/2017	12/13/2019	\$500,000.00
Agency Security-Federal Home Loan Banks	313378J77	1.88%	5/25/2017	3/13/2020	\$1,798,814.85
Agency Security-Federal Home Loan Banks	313383HU8	1.75%	5/25/2017	6/12/2020	\$578,049.96
Agency Security-Federal Farm CR Bks Bond	3133EGVK8	1.35%	7/28/2017	9/21/2020	\$497,000.00
Agency Security-Federal Farm CR Bks Bond	3133EGEU5	1.54%	5/26/2017	12/14/2020	\$748,500.00
Agency Security-Federal Natl Mtg Assn Note	3136G3WA9	1.50%	5/26/2017	1/12/2021	\$993,000.00
Agency Security-Federal Farm CR Bks Bond	3133EGRN7	1.47%	5/26/2017	2/17/2021	\$744,075.00
Agency Security-Federal Natl Mtg Assn Note	3135G0J87	1.65%	5/25/2017	4/28/2021	\$2,447,550.00
Agency Security-Federal Natl Mtg Assn Note	3136G3XZ3	1.50%	5/25/2017	7/28/2021	\$638,550.00
Agency Security-Federal Natl Mtg Assn Note	3136G3X83	1.55%	5/25/2017	8/24/2021	\$992,500.00
Agency Security-Federal Natl Mtg Assn Note	3136G35G6	1.55%	5/26/2017	9/23/2021	\$940,120.00
Agency Security-Federal Home Ln Mtg Corp Mtn	3134GAVZ4	1.63%	5/25/2017	11/23/2021	\$994,600.00
Agency Security-Federal Home Loan Banks Bond	3130A9Z46	1.60%	5/31/2017	11/26/2021	\$993,126.35
Agency Security-Federal Home Loan Banks Bond	3130AABG2	1.88%	5/31/2017	11/29/2021	\$528,414.06
Agency Security-Federal Farm CR Bks Bond	3133EHCT8	2.15%	5/24/2017	3/15/2022	\$1,813,157.74
Agency Security-Federal Farm CR Bks Bond	3133EF4A2	1.92%	5/25/2017	4/19/2022	<u>\$2,645,000.00</u>
Total U.S. Treasuries and Agency Securities					\$31,248,266.63
					TOTAL LONG-TERM INVESTMENTS: \$31,248,266.63
Federated Government Obligations IS	GOIXX	1.77%			\$3,314,922.70
					TOTAL SHORT-TERM INVESTMENTS: \$3,314,922.70
					TOTAL BOND/CONSTRUCTION INVESTMENTS: <u>\$34,563,189.33</u>

GENERAL FUND REVENUES

CURRENT YEAR-TO-DATE COMPARED TO PRIOR YEAR:

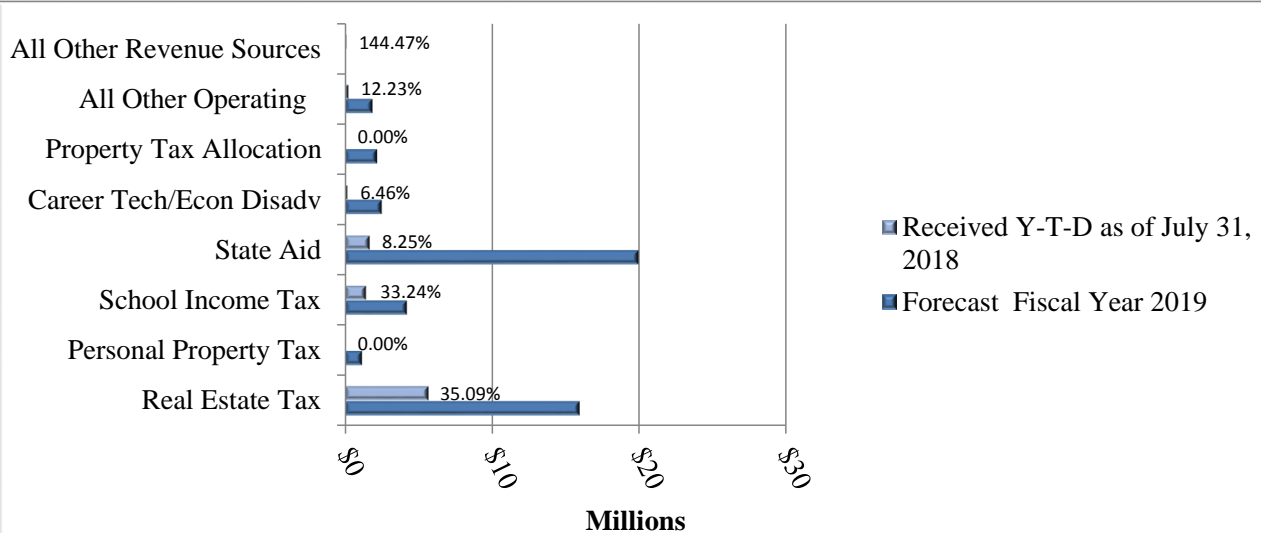
Forecast <u>Line Type</u>	Acutal Y-T-D as of <u>July 31, 2018</u>	Acutal Y-T-D as of <u>July 31, 2017</u>	<u>Difference</u>
1.01 Real Estate Tax	\$5,589,000	\$6,005,037	(\$416,037)
1.02 Personal Property Tax	0	0	0
1.03 School Income Tax	1,399,791	1,366,350	33,441
1.035 State Aid	1,645,273	1,585,098	60,175
1.04 Career Tech/Econ Disadv	161,467	173,751	(12,284)
1.05 Property Tax Allocation	0	0	0
1.06 Other Operating	228,034	350,407	(122,373)
2.04/.06 All Other Revenue Sources	73,679	149,279	(75,600)
TOTAL-ALL REVENUE	\$9,097,244	\$9,629,922	(\$532,678)

REVENUES - July 2018 Compared to July 2017



ESTIMATE OF REVENUE LEFT TO BE RECEIVED:

<u>Forecast Line Revenue Type</u>	<u>Forecast Fiscal Year 2019</u>	<u>Received Y-T-D as of July 31, 2018</u>	<u>to be Received</u>	<u>% Received</u>
1.01 Real Estate Tax	\$15,927,800	\$5,589,000	\$10,338,800	35.09%
1.02 Personal Property Tax	1,149,068	0	1,149,068	0.00%
1.03 School Income Tax	4,210,861	1,399,791	2,811,070	33.24%
1.035 State Aid	19,934,006	1,645,273	18,288,733	8.25%
1.04 Career Tech/Econ Disadv	2,500,505	161,467	2,339,038	6.46%
1.05 Property Tax Allocation	2,178,076	0	2,178,076	0.00%
1.06 All Other Operating	1,864,613	228,034	1,636,579	12.23%
2.04/.06 All Other Revenue Sources	51,000	73,679	(22,679)	144.47%
TOTAL-ALL REVENUE	\$47,815,929	\$9,097,244	\$38,718,685	19.03%

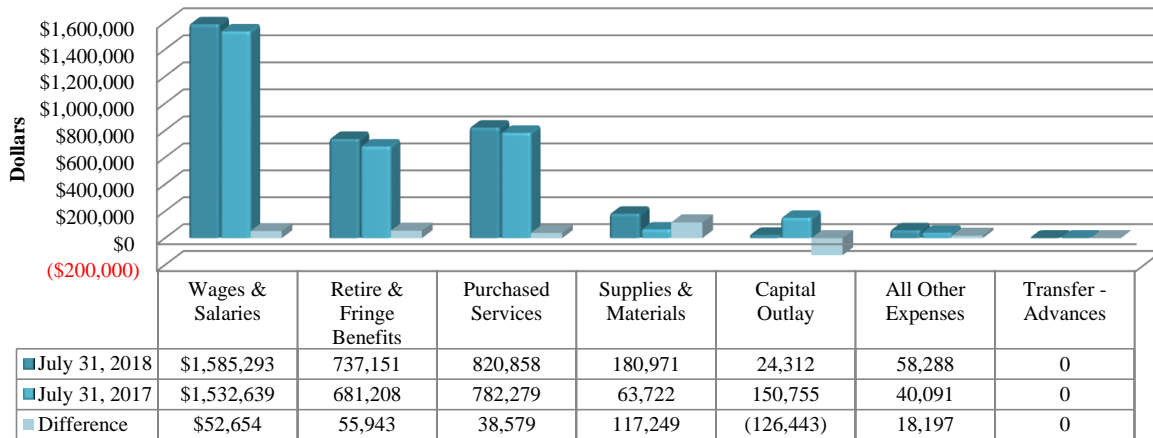


GENERAL FUND EXPENDITURES

CURRENT YEAR-TO-DATE COMPARED TO PRIOR YEAR:

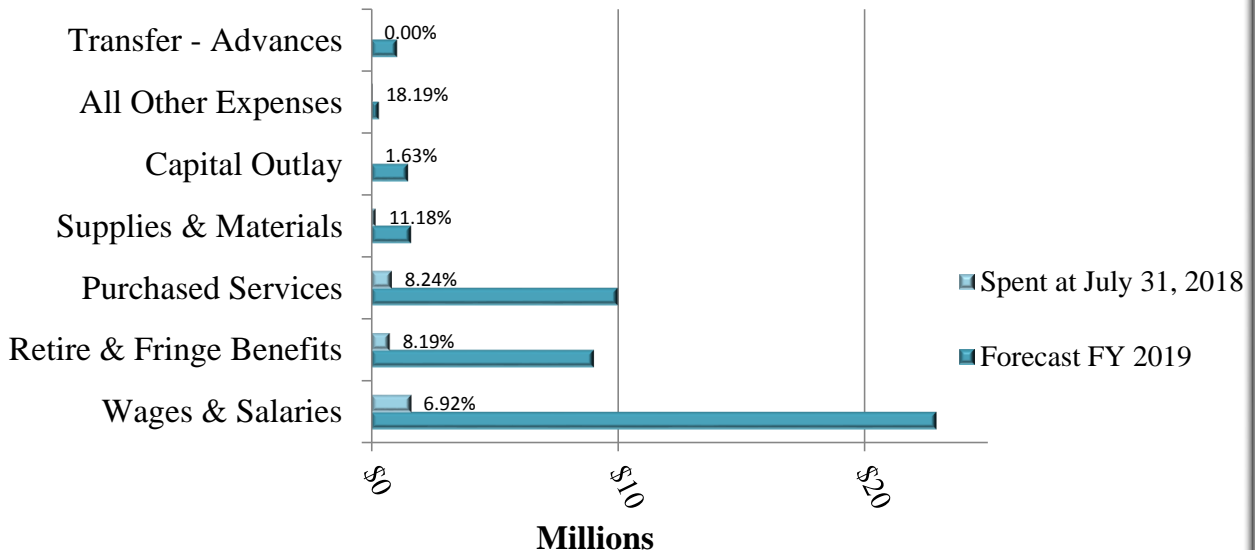
<u>Forecast Line</u>	<u>Expenditure Type</u>	<u>Spent at July 31, 2018</u>	<u>Spent at July 31, 2017</u>	<u>Difference</u>
3.01	Wages & Salaries	\$1,585,293	\$1,532,639	\$52,654
3.02	Retire & Fringe Benefits	737,151	681,208	55,943
3.03	Purchased Services	820,858	782,279	38,579
3.04	Supplies & Materials	180,971	63,722	117,249
3.05	Capital Outlay	24,312	150,755	(126,443)
4.3/5.03	All Other Expenses	58,288	40,091	18,197
5.01/.02	Transfer - Advances	0	0	0
TOTAL-ALL EXPENSES		\$3,406,873	\$3,250,694	\$156,179

EXPENDITURES - July 2018 Compared to July 2017



ESTIMATE OF EXPENDITURES LEFT TO BE SPENT:

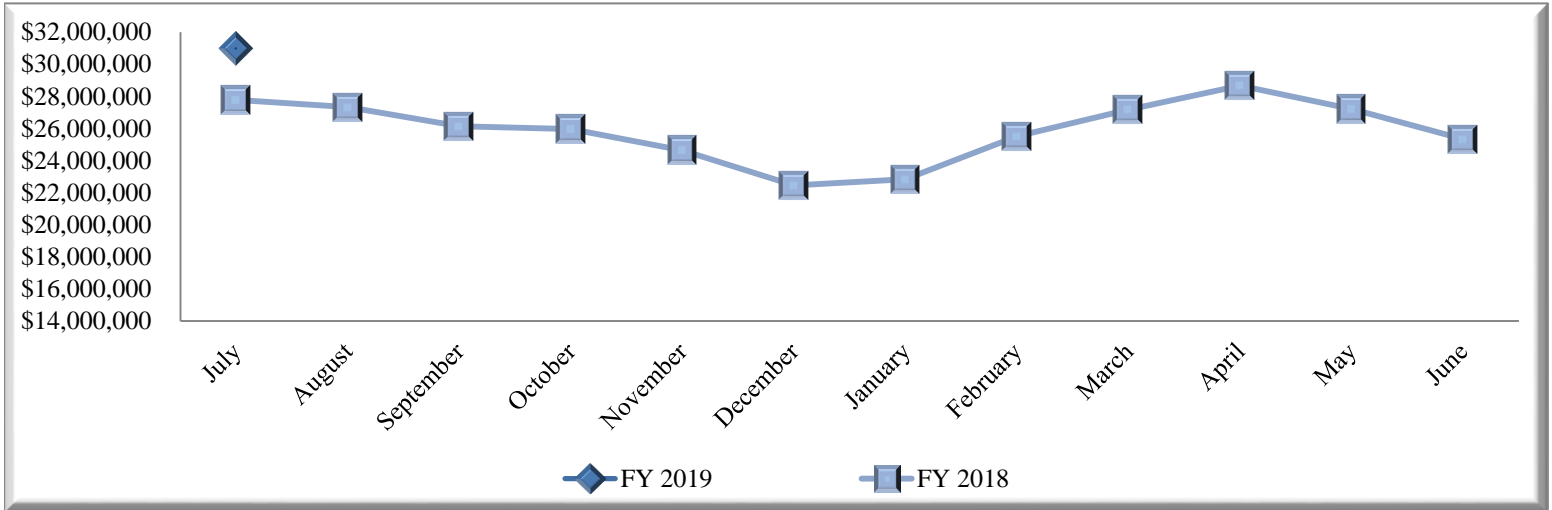
<u>Forecast Line</u>	<u>Type</u>	<u>Forecast FY 2019</u>	<u>Spent at July 31, 2018</u>	<u>Amount not Spent</u>	<u>% Spent</u>
3.01	Wages & Salaries	\$22,904,204	\$1,585,293	\$21,318,911	6.92%
3.02	Retire & Fringe Benefits	9,001,614	\$737,151	8,264,463	8.19%
3.03	Purchased Services	9,965,038	\$820,858	9,144,180	8.24%
3.04	Supplies & Materials	1,618,091	\$180,971	1,437,120	11.18%
3.05	Capital Outlay	1,495,302	\$24,312	1,470,990	1.63%
4.3/5.03	All Other Expenses	320,439	\$58,288	262,151	18.19%
5.01/.02	Transfer - Advances	1,056,000	\$0	1,056,000	0.00%
TOTAL-ALL EXPENSES		\$46,360,688	\$3,406,873	\$42,953,815	7.35%



GENERAL FUND BALANCE

CURRENT YEAR-TO-DATE COMPARED TO PRIOR YEAR:

	<u>FY 2019</u>	<u>FY 2018</u>	<u>Difference</u>
July	\$31,021,189	\$27,788,990	\$3,232,199
August		\$27,321,328	
September		\$26,130,761	
October		\$25,970,670	
November		\$24,636,042	
December		\$22,451,333	
January		\$22,829,533	
February		\$25,511,723	
March		\$27,182,838	
April		\$28,668,473	
May		\$27,209,574	
June		\$25,330,816	



	<u>July 31, 2018</u>	<u>July 31, 2017</u>	<u>Difference</u>
Fund Balance before Encumbrances	\$31,021,189	\$27,788,990	\$3,232,199
Less Outstanding Encumbrances	\$11,250,100	\$9,015,848	\$2,234,252
Fund Balance after Encumbrances	<u>\$19,771,089</u>	<u>\$18,773,142</u>	<u>\$997,947</u>

Processing Month: July 2018

(FINSUM)

FAIRBORN CITY SCHOOL DISTRICT

Fnd	Sc	Description	Beginning Balance	MTD Revenues	FYTD Revenues	MTD Expenditures	FYTD Expenditures	Current Available Balance
001	0000	GENERAL FUND	23,358,903.62	9,095,241.56	9,095,241.56	3,279,096.21	3,279,096.21	29,175,048.97
001	9319	PUBLIC RELATIONS/SIGNAGE/	2,879.36	.00	.00	.00	.00	2,879.36
001	9412	GEN FUND HB412 SET-ASIDE	.00	.00	.00	114,270.65	114,270.65	114,270.65-
001	9509	GEN FUND-SPECIAL ED CAFS	1,969,034.71	2,002.61	2,002.61	12,245.12	12,245.12	1,958,792.20
001	9886	FAIRBORN DIGITAL ACADEMY	.00	.00	.00	1,260.19	1,260.19	1,260.19-
002	0000	BOND FUND-PASSED 1997	1,034,680.97	390,000.00	390,000.00	.00	.00	1,424,680.97
002	9117	BOND FUND - OSFC PASSED 2	418,683.54	508,000.00	508,000.00	.00	.00	926,683.54
003	0000	PERMANENT IMPROVEMENT FUN	1,105,079.70	.00	.00	101,682.68	101,682.68	1,003,397.02
004	9016	SCHOOL CONSTRUCTION FUND	6,979,233.62	.00	.00	8,261.92	8,261.92	6,970,971.70
004	916I	SCHOOL CONSTRUCTION FUND	102,352.15	2,900.14	2,900.14	.00	.00	105,252.29
006	0000	LUNCHROOM	2,017,620.83	9,413.02	9,413.02	65,719.82	65,719.82	1,961,314.03
007	9010	VOLUNTEER APPRECIATION TR	493.66	.97	.97	.00	.00	494.63
007	9105	HUELSMAN FUND	2,296.17	4.53	4.53	.00	.00	2,300.70
007	9184	CHEMICAL INTERVENTION	584.56	1.15	1.15	.00	.00	585.71
007	9188	HALL OF HONOR FUND	902.93	1.78	1.78	.00	.00	904.71
008	9090	H K BAKER TEACHER EXCELL	20,446.34	40.35	40.35	.00	.00	20,486.69
008	9187	TEACHER GRANTS/SCHNEIDER	12,396.48	24.46	24.46	.00	.00	12,420.94
010	9117	SCHOOL CONSTRUCTION FUND	26,838,142.15	.00	.00	144,108.53	144,108.53	26,694,033.62
010	917I	SCHOOL CONSTRUCTION FUND	393,336.06	11,106.12	11,106.12	.00	.00	404,442.18
010	9217	SCHOOL CONSTRUCTION FUND	1,793,320.49	.00	.00	123,036.71	123,036.71	1,670,283.78
010	927I	SCHOOL CONSTRUCTION FUND	16,483.61	3,328.90	3,328.90	.00	.00	19,812.51
014	9009	OCPD DRUG FREE SCHL PROJ	765.35	.00	.00	.00	.00	765.35
014	9210	GIFTED STUDENTS ACCOUNT	9.88	.00	.00	.00	.00	9.88
018	9003	HS SUPPORT FUND	10,410.80	502.42	502.42	304.95	304.95	10,608.27
018	9004	BAKER MIDDLE SCHL-SUPPORT	25,060.10	.00	.00	200.00	200.00	24,860.10
018	9009	PRIMARY SUPPORT FUND	41,838.33	.00	.00	.00	.00	41,838.33
018	9010	INTERMEDIATE SUPPORT FUND	15,540.55	.00	.00	.00	.00	15,540.55
018	9013	TRANSPORTATION DEPT SUPPO	405.09	.00	.00	.00	.00	405.09
018	9014	MAINTENANCE DEPT SUPPORT	580.45	.00	.00	.00	.00	580.45
019	9703	GPD EMPLOYEES FDN GRANT -	209.15	.00	.00	.00	.00	209.15
019	9704	LOWE'S EDUCATIONAL FDN GR	9,500.00	.00	.00	.00	.00	9,500.00
019	9705	SUBWAY TECH GRANT - MACFA	300.00	.00	.00	.00	.00	300.00
019	9706	LOCAL GRANT - HOMELESS LI	2,500.00	.00	.00	.00	.00	2,500.00
019	9801	BASEBALL STADIUM RENOVATI	5,000.00	.00	.00	.00	.00	5,000.00
019	9803	AIR FORCE ASSOC. EDUCATOR	25.25	.00	.00	.00	.00	25.25
034	9117	CLASSROOM FACILITIES MAIN	237,275.24	45,000.00	45,000.00	.00	.00	282,275.24
035	0000	TERMINATION BENEFITS FUND	917,678.80	.00	.00	12,284.45	12,284.45	905,394.35
200	9012	MULTI HANDICAP STDT FUND	1,375.94	.00	.00	.00	.00	1,375.94
200	9013	MULTI HANDICAP STDT FUND	2,700.39	5.33	5.33	.00	.00	2,705.72
200	9014	MULTI HANCICAP STDT FUND	25.69	.00	.00	.00	.00	25.69
200	9118	CLASS OF 2018	9,509.29	.00	.00	.00	.00	9,509.29
200	9119	CLASS OF 2019	13,643.89	45.69	45.69	.00	.00	13,689.58
200	9120	CLASS OF 2020	2,232.82	4.41	4.41	.00	.00	2,237.23
200	9121	STUDENT ACT ART FHS	2,512.58	4.96	4.96	.00	.00	2,517.54
200	9123	STUDENT ACT DRAMA FHS	5,986.17	11.81	11.81	.00	.00	5,997.98
200	9124	STUDENT ACT FRENCH FHS	1.48	.00	.00	.00	.00	1.48

FINANCIAL SUMMARY REPORT
Processing Month: July 2018
FAIRBORN CITY SCHOOL DISTRICT

Fnd	Sc	Description	Beginning Balance	MTD Revenues	FYTD Revenues	MTD Expenditures	FYTD Expenditures	Current Available Balance
200	9128	STUDENT ACT MEDIA CLUB	1,571.79	3.10	3.10	.00	.00	1,574.89
200	9129	STUDENT ACT NHS FHS	6,165.36	8.45	8.45	1,885.00	1,885.00	4,288.81
200	9132	STUDENT ACT SCIENCE FHS	968.64	.00	.00	.00	.00	968.64
200	9133	STUDENT ACT SPANISH FHS	564.50	.00	.00	.00	.00	564.50
200	9135	STUDENT ACT ST CNCL FHS	30,246.91	59.69	59.69	.00	.00	30,306.60
200	9136	VARSITY CLUB (SOC. SERV.)	2,827.85	5.58	5.58	.00	.00	2,833.43
200	9139	STUDENT ACT ST AMBASSADO	596.57	.00	.00	.00	.00	596.57
200	9141	ROTC FUNDRAISING/LOCAL FU	8,195.08	58.62	58.62	3,874.80	3,874.80	4,378.90
200	9146	FHS MUSE MACHINE	2,130.94	4.21	4.21	.00	.00	2,135.15
200	9158	HS YEARBOOK 2017-2018	33,989.76	67.08	67.08	.00	.00	34,056.84
200	9221	CLASS OF 2021	1,233.29	318.06	318.06	.00	.00	1,551.35
200	9229	STUDENT ACT NHS BMS	492.91	.00	.00	.00	.00	492.91
200	9232	STUDENT ACT SCIENCE BMS	326.56	.00	.00	.00	.00	326.56
200	9235	STUDENT ACT ST CNCL BMS	10,381.00	20.49	20.49	.00	.00	10,401.49
200	9237	STUDENT ACT YEARBOOK BM	6,402.29	12.64	12.64	.00	.00	6,414.93
200	9238	STUDENT ACT DEST IMAG BM	350.00	.00	.00	.00	.00	350.00
200	9239	STUDENT ACT ST ENTERPRIS	2,215.56	4.37	4.37	.00	.00	2,219.93
200	9242	STUDENT ACT BMS STAGE/SC	1,736.31	.00	.00	260.00	260.00	1,476.31
200	9243	STUDENT ACT BMS ART CLUB	25.81	.00	.00	.00	.00	25.81
200	9244	STUDENT ACT BMS POWER OF	1,588.50	3.13	3.13	.00	.00	1,591.63
200	9245	STUDENT ACT BMS 8TH GRAD	1,260.85	.00	.00	.00	.00	1,260.85
200	9246	STUDENT ACT ENVIRONMENTAL	126.79	.00	.00	.00	.00	126.79
200	9247	INTERACT CLUB - FHS	65.31	.00	.00	.00	.00	65.31
200	9248	ARCHERY CLUB - FHS	1,000.00	.00	.00	.00	.00	1,000.00
300	9160	MARCHING BAND FHS	17,780.04	70.16	70.16	.00	.00	17,850.20
300	9161	CHOIR FHS	50,717.51	190.27	190.27	.00	.00	50,907.78
300	9162	ORCHESTRA FHS	23,948.77	47.26	47.26	.00	.00	23,996.03
300	9180	ATHLETIC SPORTS ORIENTED	37,565.58	73.04	73.04	554.71	554.71	37,083.91
300	9192	J H CHEER	6.52	.00	.00	.00	.00	6.52
300	9262	BAND BMS	2,511.26	4.96	4.96	.00	.00	2,516.22
401	9218	BETHLEHEM LUTHERAN AUX FY	6,966.66	.00	.00	504.81	504.81	6,461.85
401	9219	BETHLEHEM LUTHERAN AUX FY	.00	9.16	9.16	1,819.50	1,819.50	1,810.34-
439	9218	ECS PRE-K FY18	38,047.64-	38,047.64	38,047.64	3,202.65	3,202.65	3,202.65-
451	9219	ONE NET CONNECTIVITY FY19	7,200.00	.00	.00	.00	.00	7,200.00
499	9215	MISC STATE GRANT LOCAL GO	6,000.00	.00	.00	.00	.00	6,000.00
499	9218	MISC STATE GRANT PSYCH IN	2,336.70-	2,336.70	2,336.70	4,102.04	4,102.04	4,102.04-
499	9318	SECONDARY TRANSITION SPED	.00	.00	.00	420.00	420.00	420.00-
499	9917	ODNR - ARCHERY GRANT - J.	164.00	.00	.00	.00	.00	164.00
516	9218	IDEA-B FY18	83,171.98-	83,171.98	83,171.98	76,442.73	76,442.73	76,442.73-
551	9218	TITLE III LEP FY18	25,772.21-	25,772.21	25,772.21	793.80	793.80	793.80-
551	9318	TITLE III IMMIGRANT	899.00-	899.00	899.00	6,308.16	6,308.16	6,308.16-
572	9218	TITLE I FY18	117,768.62-	117,768.62	117,768.62	97,542.99	97,542.99	97,542.99-
587	9218	ECE SPEC ED FY18	2,214.43-	2,214.43	2,214.43	2,786.98	2,786.98	2,786.98-
590	9218	TITLE IIA ITQ FY18	11,072.87-	11,072.87	11,072.87	23,845.27	23,845.27	23,845.27-
599	9218	TITLE IV - STUDENT SUPPOR	4,606.64-	4,606.64	4,606.64	1,910.89	1,910.89	1,910.89-
599	9318	NSLP EQUIPMENT GRANT (CFD	20,000.00-	20,000.00	20,000.00	.00	.00	.00

Date: 8/02/18

FINANCIAL SUMMARY REPORT
Processing Month: July 2018
FAIRBORN CITY SCHOOL DISTRICT

Page: 3
(FINSUM)

Fnd	Scd	Description	Beginning Balance	MTD Revenues	FYTD Revenues	MTD Expenditures	FYTD Expenditures	Current Available Balance
		Grand Total All Funds	67,333,391.02	10,374,490.57	10374,490.57	4,088,725.56	4088,725.56	73619,156.03
		Total Invested Funds	.00					

Account Description	Appropriation	Expended	% Exp	Encumbered	Balance
General Fund					
100 PERSONAL SERVICES - SALARIES	22,849,124.00	1,585,292.88	6.9%	0.00	21,263,831.12
200 EMPLOYEES RETIRE. & INSUR. BEN	9,276,550.00	737,150.58	7.9%	32,308.45	8,507,090.97
400 PURCHASED SERVICES	11,789,082.68	820,858.08	7.0%	9,172,863.81	1,795,360.79
500 SUPPLIES AND MATERIALS	2,507,854.84	180,970.75	7.2%	1,138,090.78	1,188,793.31
600 CAPITAL OUTLAY	1,412,491.59	24,311.51	1.7%	787,719.89	600,460.19
800 MISCELLANEOUS OBJECTS	367,375.80	58,288.37	15.9%	119,117.43	189,970.00
900 OTHER USES OF FUNDS	956,000.00	0.00	0.0%	0.00	956,000.00
Total General Fund	49,158,478.91	3,406,872.17	6.9%	11,250,100.36	34,501,506.38
Other Funds					
002 BOND RETIREMENT	2,968,582.50	0.00	0.0%	2,968,932.50	350.00-
003 PERMANENT IMPROVEMENT	2,234,404.24	101,682.68	4.6%	1,025,551.56	1,107,170.00
004 BUILDING	7,373,689.33	8,261.92	0.1%	365,417.07	7,000,010.34
006 FOOD SERVICE	2,298,684.34	65,719.82	2.9%	1,214,433.94	1,018,530.58
010 CLASSROOM FACILITIES	40,303,353.11	267,145.24	0.7%	5,794,315.09	34,241,892.78
018 PUBLIC SCHOOL SUPPORT	92,345.38	504.95	0.5%	11,618.79	80,221.64
019 OTHER GRANT	300.00	0.00	0.0%	300.00	0.00
035 TERMINATION BENEFITS - HB426	0.00	12,284.45	0.0%	71,000.00	83,284.45-
200 STUDENT MANAGED ACTIVITY	345,323.86	6,019.80	1.7%	207,255.41	132,048.65
300 DISTRICT MANAGED ACTIVITY	189,552.20	554.71	0.3%	50,897.59	138,099.90
401 AUXILIARY SERVICES	66,862.29	2,324.31	3.5%	16,184.11	48,353.87
439 PUBLIC SCHOOL PRESCHOOL	45,107.02	3,202.65	7.1%	5.29	41,899.08
499 MISCELLANEOUS STATE GRANT FUND	10,065.69	4,522.04	44.9%	2,197.18	3,346.47
516 IDEA PART B GRANTS	194,567.42	76,442.73	39.3%	340.77	117,783.92
551 LIMITED ENGLISH PROFICIENCY	8,017.95	7,101.96	88.6%	1,656.18	740.19-
572 TITLE I DISADVANTAGED CHILDREN	610,932.18	97,542.99	16.0%	5,094.42	508,294.77
587 IDEA PRESCHOOL-HANDICAPPED	36,386.20	2,786.98	7.7%	1,716.62	31,882.60
590 IMPROVING TEACHER QUALITY	134,228.06	23,845.27	17.8%	625.66	109,757.13
599 MISCELLANEOUS FED. GRANT FUND	14,049.19	1,910.89	13.6%	10,842.91	1,295.39
Total Other Funds	56,926,450.96	681,853.39	1.2%	11,748,385.09	44,496,212.48
Grand Total All Funds	106,084,929.87	4,088,725.56	3.9%	22,998,485.45	78,997,718.86
July 1 Beginning Cash Balance (All Funds):	67,333,391.02				
Total MTD Receipts: 10,374,490.57	FYTD Receipts: 10,374,490.57				
Current Cash Balance (All Funds):	73,619,156.03				

Date: 08/02/2018
 Time: 7:31 am

FAIRBORN CITY SCHOOL DISTRICT
 SORT BY CHECK NUMBER
 CHECK DATES BETWEEN 07/01/2018 AND 07/31/2018
 ALL CHECKS SELECTED

Page: 1
 (CHEKPY)

CHECK	TYPE	DATE	VENDOR	VENDOR	STATUS/DATE	BANK CODE	CHECK AMOUNT
002746	C	07/06/2018	FAIRBORN CSD-PAYROLL	900002	RECONCILED:07/06/2018	(Multi-bank check)	894,241.16
002748	C	07/20/2018	FAIRBORN CSD-PAYROLL	900002	RECONCILED:07/20/2018	(Multi-bank check)	875,335.45
002749	M	07/12/2018	FIFTH THIRD BANK	900010		F	888.72
002750	M	07/01/2018	FIFTH THIRD BANK CREDIT CARD MEMO VENDOR	900021		F (Multi-bank check)	6,945.98
002751	M	07/06/2018	AMERICAN FIDELITY	900040		(Multi-bank check)	52,241.67
002752	M	07/06/2018	5/3 BANK MEDICARE MEMO VENDOR	901819		F (Multi-bank check)	12,067.19
002753	M	07/06/2018	SCHOOL EMPLOYEE RETIRE SYSTEM	902557		(Multi-bank check)	1,463.54
002754	M	07/06/2018	STATE TEACHERS RETIREMENT SYST	902561		(Multi-bank check)	5,708.01
002755	M	07/13/2018	DAYTON POWER & LIGHT	900035		F	3,304.04
002756	M	07/17/2018	FIFTH THIRD BANK CREDIT CARD MEMO VENDOR	900021		F (Multi-bank check)	8,618.86
002757	M	07/20/2018	5/3 BANK MEDICARE MEMO VENDOR	901819		F (Multi-bank check)	11,710.59
002758	M	07/20/2018	SCHOOL EMPLOYEE RETIRE SYSTEM	902557		(Multi-bank check)	1,141.78
002759	M	07/20/2018	STATE TEACHERS RETIREMENT SYST	902561		F	5,748.06
002760	M	07/23/2018	DAYTON POWER & LIGHT	900035		F	19,578.01
002761	M	07/30/2018	AMERICAN UNITED LIFE INS CO MEMO VENDOR	900025		F (Multi-bank check)	2,895.07
002762	M	07/30/2018	SOUTHWESTERN OH EPC-MEDICAL MEMO VENDOR	900039		F (Multi-bank check)	398,804.22
002763	M	07/30/2018	SOUTHWESTERN OH EPC-DENTAL	900041		F (Multi-bank check)	23,606.27
002765	M	07/27/2018	STRS-FOUNDATION	900003		F (Multi-bank check)	220,396.00
002766	M	07/27/2018	SERS-FOUNDATION	900004		F (Multi-bank check)	73,266.00
002767	M	07/27/2018	FOUNDATION/STATE OF OHIO MEMO VENDOR	900013		F	459,275.42
002768	M	07/30/2018	INCOME TAX DEPT OF OHIO MEMO VENDOR	900014		F	20,902.65
086933	W	07/06/2018	ALRO STEEL DEPT 771478	002037	RECONCILED:07/13/2018	F	160.00
086934	W	07/06/2018	AT&T	010971	RECONCILED:07/12/2018	F	45.60
086935	W	07/06/2018	BEELIGHTING INC	014337	RECONCILED:07/16/2018	F	2,065.00
086936	W	07/06/2018	BRICKER & ECKLER	013967	RECONCILED:07/11/2018	F	5,474.24
086937	W	07/06/2018	CDW GOVERNMENT INC	003608	RECONCILED:07/13/2018	F	700.00
086938	W	07/06/2018	CONSTRUCTIVE PLAYTHINGS U S TOY CO	000627	RECONCILED:07/13/2018		74.93
086939	W	07/06/2018	CRISIS PREVENTION INSTITUTE	007684	RECONCILED:07/18/2018	F	2,560.00
086940	W	07/06/2018	CURRICULUM ASSOC INC	000698	RECONCILED:07/17/2018	F	284.93
086941	W	07/06/2018	DAYTON PROFESSIONAL IRONWORKERS, INC	013886	RECONCILED:07/17/2018	F	580.00
086942	W	07/06/2018	DISCOUNT SCHOOL SUPPLY	006893	RECONCILED:07/19/2018		285.12
086943	W	07/06/2018	EDUCATORS PUBLISHING SERVICE	000904	RECONCILED:07/12/2018	F	6,180.58
086944	W	07/06/2018	ETA HAND2MIND	000682	RECONCILED:07/16/2018	F (Multi-bank check)	647.02
086945	W	07/06/2018	FOLLETT SCHOOL SOLUTIONS	001062	RECONCILED:07/12/2018	F	2,622.40
086946	W	07/06/2018	FROST BROWN TODD LLC	013186	RECONCILED:07/12/2018	F	2,736.58
086947	W	07/06/2018	GEM CITY KEY SHOP	001148	RECONCILED:07/13/2018	F	15.75
086948	W	07/06/2018	GREEN VELVET SOD FARM	006197	RECONCILED:07/12/2018	F	418.03
086949	W	07/06/2018	H.S.I. SECURITY	013451	RECONCILED:07/17/2018	F	255.00
086950	W	07/06/2018	HOUGHTON MIFFLIN HARCOURT PUBLISHING CO.	012662	VOID: 07/09/2018		212.85
086951	W	07/06/2018	INTERSTATE BILLING	001824	RECONCILED:07/17/2018	F	718.20

Date: 08/02/2018
 Time: 7:31 am

FAIRBORN CITY SCHOOL DISTRICT
 SORT BY CHECK NUMBER
 CHECK DATES BETWEEN 07/01/2018 AND 07/31/2018
 ALL CHECKS SELECTED

Page: 2
 (CHEKPY)

CHECK	TYPE	DATE	VENDOR	VENDOR	STATUS/DATE	BANK CODE	CHECK AMOUNT
086952	W	07/06/2018	J D EQUIPMENT, INC.	013646	RECONCILED:07/12/2018	F	361.75
086953	W	07/06/2018	JOHNSON CONTROLS FIRE PROTECTION	008227	RECONCILED:07/13/2018	F	497.47
086954	W	07/06/2018	KIMBERLY BROWN	013999	RECONCILED:07/12/2018		221.27
086955	W	07/06/2018	LAKESHORE LEARNING MATERIALS	001611	RECONCILED:07/13/2018		1,440.15
086956	W	07/06/2018	LANGUAGE LIZARD LLC ANNA V. FORZANI	014691	RECONCILED:07/16/2018	F (Multi-bank check)	1,136.53
086957	W	07/06/2018	MATTHEW BRUN ENTERPRISES INC CHAMPION EQUIPMENT AND SUPPLY	014202	RECONCILED:07/13/2018	F	102.00
086958	W	07/06/2018	MC MOBILITY SYSTEMS	014634	RECONCILED:07/12/2018	F	1,042.40
086959	W	07/06/2018	MONTGOMERY CO EDUC SERVICE CTR ATTN TREASURERS OFFICE	001881	RECONCILED:07/16/2018		1,499.99
086960	W	07/06/2018	MULTI-HEALTH SYSTEMS INC.	013412	RECONCILED:07/24/2018	F	1,791.21
086961	W	07/06/2018	NCS PEARSON, INC	011498	RECONCILED:07/12/2018	F	772.74
086962	W	07/06/2018	NEWS-2-YOU ATTN: JACQUIE CLARK MACCC-SLP	005655	RECONCILED:07/13/2018	F	4,341.14
086963	W	07/06/2018	OHSAA	002032			90.00
086964	W	07/06/2018	OXFORD UNIVERSITY PRESS	014752	RECONCILED:07/13/2018		248.98
086965	W	07/06/2018	P & R COMMUNICATIONS SERVICE	005029	RECONCILED:07/13/2018	F	772.92
086966	W	07/06/2018	PAULUS LAWN AND LANDSCAPE	013957	RECONCILED:07/12/2018	F	2,150.00
086967	W	07/06/2018	PEARSON LEARNING GROUP	007483	RECONCILED:07/16/2018		288.60
086968	W	07/06/2018	POSITIVE PROMOTIONS	002177	RECONCILED:07/23/2018		1,724.49
086969	W	07/06/2018	PRO-ED INC	002210	RECONCILED:07/13/2018	F (Multi-bank check)	664.20
086970	W	07/06/2018	PROFESSIONAL SOFTWARE FOR NURSES INC	014213	RECONCILED:07/20/2018	F	6,240.00
086971	W	07/06/2018	SATURN ELECTRIC INC	014786	RECONCILED:07/30/2018		4,905.00
086972	W	07/06/2018	SCHOOLSIn	013644	RECONCILED:07/13/2018	F	173.95
086973	W	07/06/2018	SCHULTZ SQUARED ARCHITECTS LLC	014678	RECONCILED:07/17/2018		2,437.50
086974	W	07/06/2018	SHERWIN WILLIAMS PAINTS	002449	RECONCILED:07/17/2018	F	3,598.09
086975	W	07/06/2018	SHP LEADING DESIGN	013081	RECONCILED:07/12/2018		1,855.80
086976	W	07/06/2018	THE LEARNING JOURNEY INTERNATIONAL LLC	014750	RECONCILED:07/18/2018		87.93
086977	W	07/06/2018	TIME WARNER CABLE	013871	RECONCILED:07/17/2018	F	119.89
086978	W	07/06/2018	TRACTOR SUPPLY CREDIT PLAN DEPT. 30 - 1202598155	002616	RECONCILED:07/17/2018	F	94.94
086979	W	07/06/2018	TREND ENTERPRISES	008485	RECONCILED:07/13/2018		17.94
086980	W	07/06/2018	UNITED ART & EDUC SUPPLY CO	003031	RECONCILED:07/12/2018		81.63
086981	W	07/06/2018	US BANK EQUIPMENT FINANCE	013452	RECONCILED:07/25/2018	F	16,922.35
086982	W	07/06/2018	US HEALTHWORKS GROUP GROUP, OH, INC	013119	RECONCILED:07/16/2018	F	995.00
086983	W	07/06/2018	VOYAGER SOPRIS LEARNING INC	014699	RECONCILED:07/16/2018	F	758.62
086984	W	07/06/2018	WADE'S TREE SERVICE WADE DIXON	014113	RECONCILED:07/13/2018	F	2,900.00
086985	W	07/06/2018	WEILER WELDING INC., CO	002825	RECONCILED:07/18/2018	F	96.60
086986	W	07/06/2018	WILSON LANGUAGE TRAINING CORP	008736	RECONCILED:07/16/2018	F	1,541.70
086988	W	07/13/2018	A-1 ABLE PEST DOCTORS	013110	RECONCILED:07/23/2018	F	1,166.00
086989	W	07/13/2018	AQUA FALLS BOTTLED WATER	007488	RECONCILED:07/19/2018	F	33.50
086990	W	07/13/2018	AT&T	010971	RECONCILED:07/23/2018	F	123.16
086991	W	07/13/2018	BARBARA SKUSA	014031	RECONCILED:07/23/2018	F	205.62
086992	W	07/13/2018	BARRACUDA NETWORKS, INC.	013247	RECONCILED:07/20/2018	F	4,671.00
086993	W	07/13/2018	CDW GOVERNMENT INC	003608	RECONCILED:07/20/2018	F	339.99
086994	W	07/13/2018	CENGAGE LEARNING	013245	RECONCILED:07/20/2018	F	76,662.50

Date: 08/02/2018
 Time: 7:31 am

FAIRBORN CITY SCHOOL DISTRICT
 SORT BY CHECK NUMBER
 CHECK DATES BETWEEN 07/01/2018 AND 07/31/2018
 ALL CHECKS SELECTED

Page: 3
 (CHEKPY)

CHECK	TYPE	DATE	VENDOR	VENDOR	STATUS/DATE	BANK CODE	CHECK AMOUNT
086995	W	07/13/2018	COMP MANAGEMENT INC	008435	RECONCILED:07/20/2018	F	6,670.00
086996	W	07/13/2018	DAYTON AREA CHAMBER OF COMMERCE	008957	RECONCILED:07/25/2018	F	250.00
086997	W	07/13/2018	DOMICONE PRINTING INC	000824	RECONCILED:07/27/2018	F	1,260.00
086998	W	07/13/2018	EPC LIABILITY FLEET & PROPERTY INSURANCE PROGRAM	011908	RECONCILED:07/19/2018	F	142,988.00
086999	W	07/13/2018	GEM CITY TIRE	008362	RECONCILED:07/19/2018	F	660.70
087000	W	07/13/2018	Got-Autism, LLC Got-Special KIDS	014758		F	889.99
087001	W	07/13/2018	HANDWRITING WITHOUT TEARS	010338	RECONCILED:07/20/2018		374.55
087002	W	07/13/2018	HANDYMAN ACE HARDWARE ATTN: ACCOUNTS RECEIVABLE	001274	RECONCILED:07/20/2018	F	1,053.38
087003	W	07/13/2018	INNOVATIVE LEARNING	001410	RECONCILED:07/23/2018	F	3,334.84
087004	W	07/13/2018	JACOBS TELEPHONE CONTRACTORS INC	014760	RECONCILED:07/20/2018	F	7,991.33
087005	W	07/13/2018	LAKESHORE LEARNING MATERIALS	001611	RECONCILED:07/25/2018		503.37
087006	W	07/13/2018	NCS PEARSON, INC	011498	RECONCILED:07/20/2018		379.05
087007	W	07/13/2018	OFFICE DEPOT	011065	RECONCILED:07/20/2018	F	68.19
087008	W	07/13/2018	REALLY GOOD STUFF INC	006834	RECONCILED:07/20/2018		195.07
087009	W	07/13/2018	SPENCER ENTERPRISES INC	014282	RECONCILED:07/26/2018	F	6,741.40
087010	W	07/13/2018	STEPHEN SERVICES	014746	RECONCILED:07/16/2018		1,975.00
087011	W	07/13/2018	SUPER DUPER SCHOOL CO	003035	RECONCILED:07/20/2018	F	605.90
087012	W	07/13/2018	T MILLER GRAPHIC DESIGN TOM MILLER	012028	RECONCILED:07/23/2018	F	1,600.00
087013	W	07/13/2018	THE OHIO FLOOR COMPANY	013935	RECONCILED:07/20/2018	F	6,384.00
087014	W	07/13/2018	TREASURER, STATE OF OHIO DEPARTMENT OF ADMIN. SVCS.	010183	RECONCILED:07/19/2018	F	100.00
087015	W	07/13/2018	UNIVERSITY OF MINNESOTA C/O UNIVERSITY TAX MANAGEMENT	014771	RECONCILED:07/26/2018		50.00
087016	W	07/13/2018	US HEALTHWORKS GROUP GROUP, OH, INC	013119	RECONCILED:07/23/2018	F	300.00
087017	W	07/13/2018	WASTE MANAGEMENT OF OHIO, INC	007545	RECONCILED:07/24/2018	F	1,213.73
087018	W	07/13/2018	WOODHULL LLC	010699	RECONCILED:07/20/2018	F	875.53
087020	B	07/20/2018	MOLLY FAUST	014798	RECONCILED:07/30/2018		12.50
087021	W	07/20/2018	AQUA FALLS BOTTLED WATER	007488	RECONCILED:07/23/2018	F	40.50
087022	W	07/20/2018	ARAMARK UNIFORM SERVICES	003755	RECONCILED:07/24/2018	F	6,322.50
087023	W	07/20/2018	BEELIGHTING INC	014337		F	2,605.25
087024	W	07/20/2018	BENGES ELECTRIC LLC	014651	RECONCILED:07/23/2018	F	6,135.00
087025	W	07/20/2018	CDW GOVERNMENT INC	003608	RECONCILED:07/24/2018	F	7,448.00
087026	W	07/20/2018	CHAMPION FLOORING LLC GERALD R LEHMAN	014776	RECONCILED:07/30/2018		5,233.28
087027	W	07/20/2018	CLARK STATE COMMUNITY COLLEGE	012300	RECONCILED:07/26/2018	F	352.99
087028	W	07/20/2018	CURRICULUM ASSOC INC	000698	RECONCILED:07/24/2018		419.16
087029	W	07/20/2018	DAYTON METAL DOOR	000751	RECONCILED:07/23/2018	F	225.00
087030	W	07/20/2018	DAYTON RELIABLE FILTER SERVICE	003791	RECONCILED:07/27/2018	F	158.26
087031	W	07/20/2018	DAYTON TRANE WAIBEL ENERGY SYSTEMS	002678	RECONCILED:07/24/2018		80,898.60
087032	W	07/20/2018	DIGI INTERNATIONAL INC	014697	RECONCILED:07/24/2018		59.00
087033	W	07/20/2018	DIRECT ENERGY BUSINESS	013779	RECONCILED:07/24/2018	F	1,894.90
087034	W	07/20/2018	DS BENEFITS GROUP, LLC.	008455	RECONCILED:07/27/2018	F	1,850.00
087035	W	07/20/2018	FOLLETT SCHOOL SOLUTIONS	001062	RECONCILED:07/23/2018	F	20,506.29
087036	W	07/20/2018	FRYE MECHANICAL, INC	014098	RECONCILED:07/23/2018	F	10,952.00

(Multi-bank check)

Date: 08/02/2018
Time: 7:31 am

FAIRBORN CITY SCHOOL DISTRICT
SORT BY CHECK NUMBER
CHECK DATES BETWEEN 07/01/2018 AND 07/31/2018
ALL CHECKS SELECTED

Page: 4
(CHEKPY)

CHECK	TYPE	DATE	VENDOR	VENDOR	STATUS/DATE	BANK CODE	CHECK AMOUNT
087037	W	07/20/2018	GEM CITY KEY SHOP	001148	RECONCILED:07/24/2018	F	6.75
087038	W	07/20/2018	GENUINE AUTO PARTS	001157	RECONCILED:07/24/2018	F	15.46
087039	W	07/20/2018	GREEN VELVET SOD FARM	006197	RECONCILED:07/23/2018	F	369.55
087040	W	07/20/2018	HORIZON	007969	RECONCILED:07/26/2018		6,157.59
087041	W	07/20/2018	HOUGHTON MIFFLIN HARCOURT PUBLISHING CO.	012662	RECONCILED:07/23/2018	F (Multi-bank check)	1,709.73
087042	W	07/20/2018	INFINITE COHESION, LTD	013866	RECONCILED:07/26/2018	F	9,348.00
087043	W	07/20/2018	INTERSTATE BILLING	001824	RECONCILED:07/24/2018	F	5,070.14
087044	W	07/20/2018	J D EQUIPMENT, INC.	013646	RECONCILED:07/24/2018	F	466.63
087045	W	07/20/2018	JIM'S BODY SHOP & TOWING	001482	RECONCILED:07/24/2018	F	491.00
087046	W	07/20/2018	K12 SCHOOL CONSULTANTS LLC	014257	RECONCILED:07/27/2018	F	379.00
087047	W	07/20/2018	KELVIN LP	012347	RECONCILED:07/24/2018	F	679.60
087048	W	07/20/2018	LAVY ENTERPRISES	012791	RECONCILED:07/24/2018	F	987.70
087049	W	07/20/2018	M J PAINTING	011711	RECONCILED:07/25/2018	F	4,300.00
087050	W	07/20/2018	MATTHEW BRUN ENTERPRISES INC CHAMPION EQUIPMENT AND SUPPLY	014202	RECONCILED:07/24/2018	F	27.96
087051	W	07/20/2018	METROPOLITAN EDUCATIONAL TECHNOLOGY ASSOCIATION	001795	RECONCILED:07/24/2018		1,819.50
087052	W	07/20/2018	MIAMI VALLEY EDUCATIONAL COMPUTER ASSOCIATION	014179	RECONCILED:07/26/2018	F	80,785.65
087053	W	07/20/2018	NCS PEARSON, INC	011498	RECONCILED:07/23/2018	F	3,274.14
087054	W	07/20/2018	OFFICE DEPOT	011065	RECONCILED:07/23/2018	F	2,686.40
087055	W	07/20/2018	OHIO EDISON CO	002031	RECONCILED:07/23/2018		1,029.89
087056	W	07/20/2018	P & R COMMUNICATIONS SERVICE	005029	VOID: 07/30/2018		772.92
087057	W	07/20/2018	POWELL COMPANY LTD	001207	RECONCILED:07/27/2018	F	2,306.84
087058	W	07/20/2018	RIFTON EQUIPMENT	012702	RECONCILED:07/24/2018	F	988.50
087059	W	07/20/2018	SCHULTZ SQUARED ARCHITECTS LLC	014678	RECONCILED:07/24/2018		187.50
087060	W	07/20/2018	SHERWIN WILLIAMS PAINTS	002449	RECONCILED:07/26/2018	F	116.30
087061	W	07/20/2018	SHIFFLER EQUIPMENT SALES INC DEPT. 781437	002444	RECONCILED:07/24/2018	F	564.43
087062	W	07/20/2018	SHP LEADING DESIGN	013081	RECONCILED:07/26/2018		815.00
087063	W	07/20/2018	SMITHFOODS INC	014262	RECONCILED:07/23/2018		121.65
087064	W	07/20/2018	TIME WARNER CABLE	013871	RECONCILED:07/25/2018	F	9,356.41
087065	W	07/20/2018	UNITED BUILDING MATERIALS	013783	RECONCILED:07/23/2018	F	926.12
087066	W	07/20/2018	UNIVERSITY OF DAYTON OFFICE OF FINANCIAL AIDE	011399	RECONCILED:07/25/2018		500.00
087067	W	07/20/2018	US HEALTHWORKS GROUP GROUP, OH, INC	013119	RECONCILED:07/24/2018	F	330.00
087068	W	07/20/2018	VECTREN ENERGY DELIVERY	007844	RECONCILED:07/24/2018	F	1,027.39
087069	W	07/20/2018	VINYL GRAPHICS	011790	RECONCILED:07/26/2018	F	500.00
087070	W	07/20/2018	WASTE MANAGEMENT OF OHIO, INC	007545	RECONCILED:07/26/2018	F	2,624.50
087071	W	07/20/2018	YP PO BOX 5010	008919	RECONCILED:07/24/2018	F	510.00
087072	W	07/27/2018	AK-MODELS INC	014735		F	879.10
087073	W	07/27/2018	ARTHUR J GALLAGHER RISK	014785	RECONCILED:07/31/2018		33,897.00
087074	W	07/27/2018	BEELIGHTING INC	014337		F	3,041.60
087075	W	07/27/2018	BENGES ELECTRIC LLC	014651	RECONCILED:07/30/2018		6,000.00
087076	W	07/27/2018	BUSHONG RESTAURANT EQUIPMENT ATTN: DARREN BUSHONG	005463	RECONCILED:07/31/2018		6,261.01
087077	W	07/27/2018	DAIKIN APPLIED	001790	RECONCILED:07/31/2018	F	2,936.00
087078	W	07/27/2018	FOLLETT SCHOOL SOLUTIONS	001062	RECONCILED:07/30/2018	F	1,127.64
087079	W	07/27/2018	FORWARD EDGE, INC	013855	RECONCILED:07/31/2018		3,133.00

Date: 08/02/2018
Time: 7:31 am

FAIRBORN CITY SCHOOL DISTRICT
SORT BY CHECK NUMBER
CHECK DATES BETWEEN 07/01/2018 AND 07/31/2018
ALL CHECKS SELECTED

Page: 5
(CHEKPY)

CHECK	TYPE	DATE	VENDOR	VENDOR	STATUS/DATE	BANK CODE	CHECK AMOUNT
087080	W	07/27/2018	H.S.I. SECURITY	013451		F	180.00
087081	W	07/27/2018	HOLLON FLOWERS	001370	RECONCILED:07/31/2018		54.95
087082	W	07/27/2018	J D EQUIPMENT, INC.	013646	RECONCILED:07/31/2018	F	608.36
087083	W	07/27/2018	LANGUAGE LIZARD LLC ANNA V. FORZANI	014691	RECONCILED:07/30/2018		764.60
087084	W	07/27/2018	M J PAINTING	011711	RECONCILED:07/31/2018	F	1,100.00
087085	W	07/27/2018	MONARCH CONSTRUCTION COMPANY	014756	RECONCILED:07/30/2018		122,472.00
087086	W	07/27/2018	OAEP	012342		F	50.00
087087	W	07/27/2018	OHIO STATE UNIVERSITY Academic Services Bld. 2nd Fl.	012703			500.00
087088	W	07/27/2018	POWELL COMPANY LTD	001207		F	560.83
087089	W	07/27/2018	SHIFFLER EQUIPMENT SALES INC DEPT. 781437	002444	RECONCILED:07/31/2018	F	707.59
087090	W	07/27/2018	SHP LEADING DESIGN	013081	RECONCILED:07/30/2018		114,493.16
087091	W	07/27/2018	SMITHFOODS INC	014262	RECONCILED:07/30/2018		84.07
087092	W	07/27/2018	SOLID BLEND TECHNOLOGIES	010308	RECONCILED:07/31/2018	F	229.17
087093	W	07/27/2018	STERICYCLE INC	005973	RECONCILED:07/30/2018	F	86.25
087094	W	07/27/2018	TIERNEY BROTHERS INC.	013587	RECONCILED:07/31/2018	F	2,951.21
087095	W	07/27/2018	UNITED BUILDING MATERIALS	013783	RECONCILED:07/30/2018	F	90.52
087096	W	07/27/2018	UNIVERSITY OF DAYTON OFFICE OF FINANCIAL AIDE	011399	RECONCILED:07/31/2018		150.00
087097	W	07/27/2018	US BANK	013310			423.18
087098	W	07/27/2018	US HEALTHWORKS GROUP GROUP, OH, INC	013119	RECONCILED:07/30/2018	F	35.00
087099	W	07/27/2018	W R HACKETT	010466	RECONCILED:07/30/2018		332.90
087100	W	07/27/2018	YOUNGSTOWN STATE UNIVERSITY	014734			500.00
087102	W	07/27/2018	MONARCH CONSTRUCTION COMPANY	014756			1,920.00
502929	W	07/13/2018	ACH-AMERICAN AUDIO & VIDEO NICK ANGELO	000102	RECONCILED:07/13/2018	F	1,720.50
502930	W	07/13/2018	ACH-AVAYA INC	007223	RECONCILED:07/13/2018	F	294.63
502931	W	07/13/2018	ACH-BETSY WYATT FIS	010442	RECONCILED:07/13/2018	F	300.00
502932	W	07/13/2018	ACH-BRIAN JETTINGHOFF	011537	RECONCILED:07/13/2018	F	181.69
502933	W	07/13/2018	ACH-CERDANT	008218	RECONCILED:07/13/2018	F	208.32
502934	W	07/13/2018	ACH-CHRIS MELEASON	008257	RECONCILED:07/13/2018	F	52.26
502935	W	07/13/2018	ACH-CITY OF FAIRBORN	000982	RECONCILED:07/13/2018	F	1,279.69
502936	W	07/13/2018	ACH-CITY OF FAIRBORN	000983	RECONCILED:07/13/2018	F	9,891.26
502937	W	07/13/2018	ACH-COX OHIO PUBLISHING DBA COX MEDIA GROUP	011415	RECONCILED:07/13/2018	F	11,797.14
502938	W	07/13/2018	ACH-DEBRA TITUS	002667	RECONCILED:07/13/2018	F	207.53
502939	W	07/13/2018	ACH-EMILY GEISEL	014352	RECONCILED:07/13/2018	F	119.53
502940	W	07/13/2018	ACH-GARY MOORE	014706	RECONCILED:07/13/2018	F	55.00
502941	W	07/13/2018	ACH-GREGORY JOHNSON	013742	RECONCILED:07/13/2018	F	40.00
502942	W	07/13/2018	ACH-JASON SKIDMORE	008264	RECONCILED:07/13/2018	F	350.78
502943	W	07/13/2018	ACH-JILL BENNETT FAIRBORN PRIMARY	004224	RECONCILED:07/13/2018	F	94.04
502944	W	07/13/2018	ACH-LISA MAHER SPED	013654	RECONCILED:07/13/2018	F	327.87
502945	W	07/13/2018	ACH-LISA MILLER FIS	005218	RECONCILED:07/13/2018	F	40.00
502946	W	07/13/2018	ACH-MEGACITY FIRE PROTECTION	001806	RECONCILED:07/13/2018	F	212.00
502947	W	07/13/2018	ACH-MELISSA SKAVARIL	012358	RECONCILED:07/13/2018	F	275.00

FAIRBORN CITY SCHOOL DISTRICT
 SORT BY CHECK NUMBER
 CHECK DATES BETWEEN 07/01/2018 AND 07/31/2018
 ALL CHECKS SELECTED

CHECK	TYPE	DATE	VENDOR	VENDOR	STATUS/DATE	BANK CODE	CHECK AMOUNT
502948	W	07/13/2018	ACH-MICHELE BERNING	007721	RECONCILED:07/13/2018	F	228.19
502949	W	07/13/2018	ACH-PATTY GRIEST	014355	RECONCILED:07/13/2018	F	378.80
502950	W	07/13/2018	ACH-PROJECT LEAD THE WAY	012245	RECONCILED:07/13/2018	F	750.00
502951	W	07/13/2018	ACH-RAYMOND LIEBHERR	014704	RECONCILED:07/13/2018	F	116.00
502952	W	07/13/2018	ACH-RICHARD HAWLEY	014335	RECONCILED:07/13/2018	F	177.36
502953	W	07/13/2018	ACH-SAM'S CLUB DIRECT	006584	RECONCILED:07/13/2018	(Multi-bank check)	417.58
502954	W	07/13/2018	ACH-SUE BRACKENHOFF	006309	RECONCILED:07/13/2018	F	100.16
502955	W	07/13/2018	ACH-TERESA L BONEY	008212	RECONCILED:07/13/2018	F	275.00
502956	W	07/13/2018	ACH-TIMOTHY REBOULET	014780	RECONCILED:07/13/2018	F	101.00
502957	W	07/13/2018	ACH-VALERIE HERDMAN	014309	RECONCILED:07/13/2018	F	288.95
502958	W	07/13/2018	ACH-VICKI HUDEPOHL	014308	RECONCILED:07/13/2018	F	330.48
502959	W	07/20/2018	ACH-CITY OF FAIRBORN	000982	RECONCILED:07/20/2018	F	836.44
502960	W	07/20/2018	ACH-JOHNNY HORNER	014303	RECONCILED:07/20/2018	F	40.00
502961	W	07/20/2018	ACH-LOWES CO INC	001680	RECONCILED:07/20/2018	F	3,058.31
502962	W	07/20/2018	ACH-MEL'S AUTO GLASS	013219	RECONCILED:07/20/2018	F	235.00
502963	W	07/20/2018	ACH-OHIO AFSCME CARE PLAN	007615	RECONCILED:07/20/2018	(Multi-bank check)	3,153.50
502964	W	07/20/2018	ACH-PICKREL BROTHERS INC	002142	RECONCILED:07/20/2018	F	276.00
502965	W	07/20/2018	ACH-VETTA BURRIS	000619	RECONCILED:07/20/2018	F	149.80
502966	W	07/20/2018	ACH-WAYLON STEGALL	014039	RECONCILED:07/20/2018	(Multi-bank check)	586.34
502968	W	07/27/2018	ACH-AVAYA INC	007223	RECONCILED:07/27/2018	F	32.20
502969	W	07/27/2018	ACH-CARA GARPIEL	014796	RECONCILED:07/27/2018	F	193.37
502970	W	07/27/2018	ACH-CITY OF FAIRBORN	000982	RECONCILED:07/27/2018	(Multi-bank check)	2,419.26
502971	W	07/27/2018	ACH-LAUREN MILLER	013665	RECONCILED:07/27/2018	F	168.51
502972	W	07/27/2018	ACH-LISA MAHER SPED	013654	RECONCILED:07/27/2018	F	25.00
502973	W	07/27/2018	ACH-MEGACITY FIRE PROTECTION	001806	RECONCILED:07/27/2018	F	300.00
502974	W	07/27/2018	ACH-MELISSA SKAVARIL	012358	RECONCILED:07/27/2018	F	604.92
502975	W	07/27/2018	ACH-MICHELE BERNING	007721	RECONCILED:07/27/2018	F	25.00
502976	W	07/27/2018	ACH-PERFECTION BAKERIES, INC DBA AUNT MILLIE'S BAKERIES	013243	RECONCILED:07/27/2018	F	44.88
502977	W	07/27/2018	ACH-TAMMIE REED	014278	RECONCILED:07/27/2018	F	158.81
502978	W	07/27/2018	ACH-TRANS ACCESSORIES CO INC	005406	RECONCILED:07/27/2018	F	114.25
V VOIDED CHECKS			2	CHECK TOTALS	985.77		
R RECONCILED CHECKS			204	CHECK TOTALS	2,749,592.67		
W WARRANT CHECKS			215	CHECK TOTALS	992,629.28		
M MEMO CHECKS			19	CHECK TOTALS	1,328,562.08		
B REFUND CHECKS			1	CHECK TOTALS	12.50		
I INVESTMENT CHECKS			0	CHECK TOTALS	0.00		
T TRANSFER CHECKS			0	CHECK TOTALS	0.00		
D DISTRIBUTION CHECKS			0	CHECK TOTALS	0.00		
C PAYROLL CHECKS			2	CHECK TOTALS	1,769,576.61		
MISSING CHECKS			0				
** TOTAL CHECKS (LESS VOIDED)			235	** TOTAL NET	4,089,794.70		
*** TOTAL CHECKS WRITTEN			237	*** GRAND TOTALS	4,090,780.47		