

***Fairborn City Schools
Cash Reconciliation
Month Ending
April 30, 2018***

GENERAL OPERATING:

Fifth-Third Bank - Operating \$4,649,493.27

Investments:

CD's, Commercial Paper, Bonds	\$8,772,146.86	
Bond/School Facilities Investments	\$34,896,470.73	
StarOhio	\$20,294,842.95	
Star Plus	<u>\$3,376,275.13</u>	
Total Investments		\$67,339,735.67

Adjustments to Bank Balance:

Outstanding Checks/ACH payments	-\$483,050.23	
Adjustments/Notes:		
NSF checks	\$1,235.00	
Deposits/Wire/Payments in Transit	<u>-\$90,188.32</u>	
Total Adjustments to Bank Balance		-\$572,003.55

Cash on Hand:

Petty Cash	\$2,300.00	
High School change fund	\$150.00	
Athletic change fund	\$500.00	
Cafeteria fund	<u>\$1,326.00</u>	
Total Cash on Hand		\$4,276.00

Total-All Balances		\$71,421,501.39
Total Fund Balance (FINSUM balance)		<u>\$71,421,501.39</u>
Difference, if any		<u>\$0.00</u>

Fifth-Third Payroll Clearance Account		<u>\$146,498.75</u>
---------------------------------------	--	---------------------

Nicole Marshall
Treasurer/CFO

Fairborn City Schools
Investment Portfolio
Period Ending April 30, 2018

Operating Accounts

<u>Certificate of Deposit Issues</u>	<u>Cusip</u>	<u>Coupon</u>	<u>Purchase Date</u>	<u>Maturity Date</u>	<u>Face Amount</u>
CD-BMO Harris Bank Chicago IL	05581WHW8	1.00%	7/29/2016	7/27/2018	\$250,000.00
CD-Discover BK Greenwood DEL	2546716L9	1.80%	9/17/2015	9/17/2018	\$250,000.00
CD-American Express Centr	02587DF60	1.65%	11/5/2015	11/5/2018	\$250,000.00
CD-Discover Bk	254672V88	1.45%	12/16/2016	12/14/2018	\$250,000.00
CD-Firstbank PR Santurce	33767AP54	1.40%	12/16/2016	12/17/2018	\$250,000.00
CD-Webbank Salt Lake City UT	947547JJ5	1.40%	12/19/2016	12/19/2018	\$250,000.00
CD-Wells Fargo Bank	9497487B7	1.20%	8/3/2016	8/5/2019	\$250,000.00
CD-State BK India New York	856284Z98	2.15%	9/11/2014	9/11/2019	\$250,000.00
CD-BMW BK North Amer Salt Lake	05580AAU8	2.10%	9/19/2014	9/19/2019	\$250,000.00
CD-Ally Bank Midvale UT	02006LT52	1.60%	12/16/2016	12/16/2019	\$250,000.00
CD-Comenity Cap Bank Utah	20033AQZ2	1.20%	7/28/2016	7/20/2020	\$250,000.00
CD-Capital One BK USA Natl Assn	140420WD8	2.25%	9/30/2015	9/30/2020	\$250,000.00
CD-Capital One National Assn VA	14042RBQ3	2.15%	11/4/2015	11/4/2020	\$250,000.00
CD-Sallie Mae BK SLT Lake City UT	795450F67	2.00%	11/15/2017	11/16/2020	\$250,000.00
CD-Synchrony Bank	87164WNS3	1.55%	7/29/2016	7/29/2021	\$250,000.00
CD-Enerbank USA UT	29266N7E1	2.10%	12/22/2017	11/30/2021	\$248,600.00
CD-ConnectOne BK Engelwood	20786ABZ7	2.30%	12/28/2017	12/28/2021	\$250,000.00
CD-PeoplesBank Codorus Valley	71030RAB1	2.30%	12/29/2017	12/29/2021	\$250,000.00
CD-Goldman Sachs Bk USA NY	38148PVB0	2.60%	12/27/2017	12/27/2022	<u>\$250,000.00</u>
	Total CD's				\$4,748,600.00
<u>U.S. Treasury/Agency Securities</u>					
Agency Security-Federal Natl Mtg Assn Note	3136G0Y54	1.38%	2/16/2017	10/30/2019	\$269,460.00
Agency Security-Federal Home Ln Mtg Corp	3134GAYY4	1.50%	12/30/2016	12/30/2019	\$1,000,000.00
Agency Security-Federal Home Loan Banks	3130AA6V5	1.00%	12/15/2016	12/15/2020	\$1,000,000.00
Agency Security-Federal Home Ln Mtg Corp	3134GAYV0	2.00%	12/30/2016	12/30/2021	<u>\$1,600,000.00</u>
	Total U.S. Treasuries and Agency Securities				\$3,869,460.00
TOTAL LONG-TERM INVESTMENTS:					\$8,618,060.00
Federated Government Obligations Capital	GOCXX	1.44%			\$154,086.86
StarPlus					\$3,376,275.13
StarOhio					<u>\$20,294,842.95</u>
	Total StarPlus/StarOhio				\$23,671,118.08
TOTAL SHORT-TERM INVESTMENTS:					\$23,825,204.94
TOTAL OPERATING INVESTMENTS:					<u>\$32,443,264.94</u>

Fairborn City Schools
Investment Portfolio
Period Ending April 30, 2018

Bond/Construction Accounts

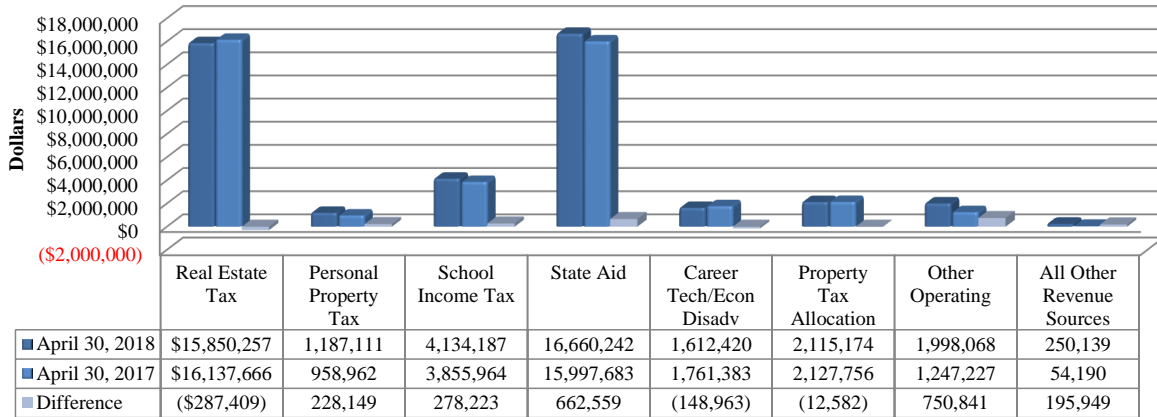
<u>Certificate of Deposit Issues</u>	<u>Cusip</u>	<u>Coupon</u>	<u>Purchase Date</u>	<u>Maturity Date</u>	<u>Face Amount</u>
					<u>\$0.00</u>
Total CD's					\$0.00
 <u>U.S. Treasury/Agency Securities</u>					
Agency Security-Federal Home Loan Banks Bond	3130A8YR8	0.95%	5/25/2017	8/23/2018	\$798,400.00
Agency Security-Federal Farm CR Bks Bond	3133ECNS9	1.10%	5/24/2017	11/6/2018	\$1,996,800.00
Agency Security-Federal Home Loan Banks	3133782M2	1.50%	5/25/2017	3/8/2019	\$2,596,342.69
Agency Security-Federal Farm CR Bks Bond	3133EHJG9	1.40%	5/25/2017	5/15/2019	\$2,323,686.95
Agency Security-Federal Home Ln Mtg Corp Mtn	3134G9LD7	1.25%	5/24/2017	5/24/2019	\$804,597.50
Agency Security-Federal Home Ln Mtg Corp Mtn	3134GAAF1	1.30%	7/28/2017	8/23/2019	\$399,200.00
Agency Security-Federal Natl Mtg Assn Note	3136G0B91	1.50%	5/25/2017	9/18/2019	\$2,632,087.79
Agency Security-Federal Home Ln Mtg Corp Mtn	3134G9KW6	1.35%	5/24/2017	11/26/2019	\$1,848,705.00
Agency Security-Federal Home Loan Banks Bond	313381HA6	1.40%	7/28/2017	12/13/2019	\$500,000.00
Agency Security-Federal Home Loan Banks	313378J77	1.88%	5/25/2017	3/13/2020	\$1,800,923.86
Agency Security-Federal Home Loan Banks	313383HU8	1.75%	5/25/2017	6/12/2020	\$578,452.94
Agency Security-Federal Farm CR Bks Bond	3133EGVK8	1.35%	7/28/2017	9/21/2020	\$497,000.00
Agency Security-Federal Farm CR Bks Bond	3133EGEU5	1.54%	5/26/2017	12/14/2020	\$748,500.00
Agency Security-Federal Natl Mtg Assn Note	3136G3WA9	1.50%	5/26/2017	1/12/2021	\$993,000.00
Agency Security-Federal Farm CR Bks Bond	3133EGRN7	1.47%	5/26/2017	2/17/2021	\$744,075.00
Agency Security-Federal Natl Mtg Assn Note	3135G0J87	1.65%	5/25/2017	4/28/2021	\$2,447,550.00
Agency Security-Federal Natl Mtg Assn Note	3136G3XZ3	1.50%	5/25/2017	7/28/2021	\$638,550.00
Agency Security-Federal Natl Mtg Assn Note	3136G3X83	1.55%	5/25/2017	8/24/2021	\$992,500.00
Agency Security-Federal Natl Mtg Assn Note	3136G35G6	1.55%	5/26/2017	9/23/2021	\$940,120.00
Agency Security-Federal Home Ln Mtg Corp Mtn	3134GAVZ4	1.63%	5/25/2017	11/23/2021	\$994,600.00
Agency Security-Federal Home Loan Banks Bond	3130A9Z46	1.60%	5/31/2017	11/26/2021	\$993,126.35
Agency Security-Federal Home Loan Banks Bond	3130AABG2	1.88%	5/31/2017	11/29/2021	\$528,663.21
Agency Security-Federal Farm CR Bks Bond	3133EHCT8	2.15%	5/24/2017	3/15/2022	\$1,814,701.98
Agency Security-Federal Farm CR Bks Bond	3133EF4A2	1.92%	5/25/2017	4/19/2022	<u>\$2,645,000.00</u>
Total U.S. Treasuries and Agency Securities					\$31,256,583.27
					TOTAL LONG-TERM INVESTMENTS: \$31,256,583.27
Federated Government Obligations IS	GOIXX	1.56%			\$3,639,887.46
					TOTAL SHORT-TERM INVESTMENTS: \$3,639,887.46
					TOTAL BOND/CONSTRUCTION INVESTMENTS: <u>\$34,896,470.73</u>

GENERAL FUND REVENUES

CURRENT YEAR-TO-DATE COMPARED TO PRIOR YEAR:

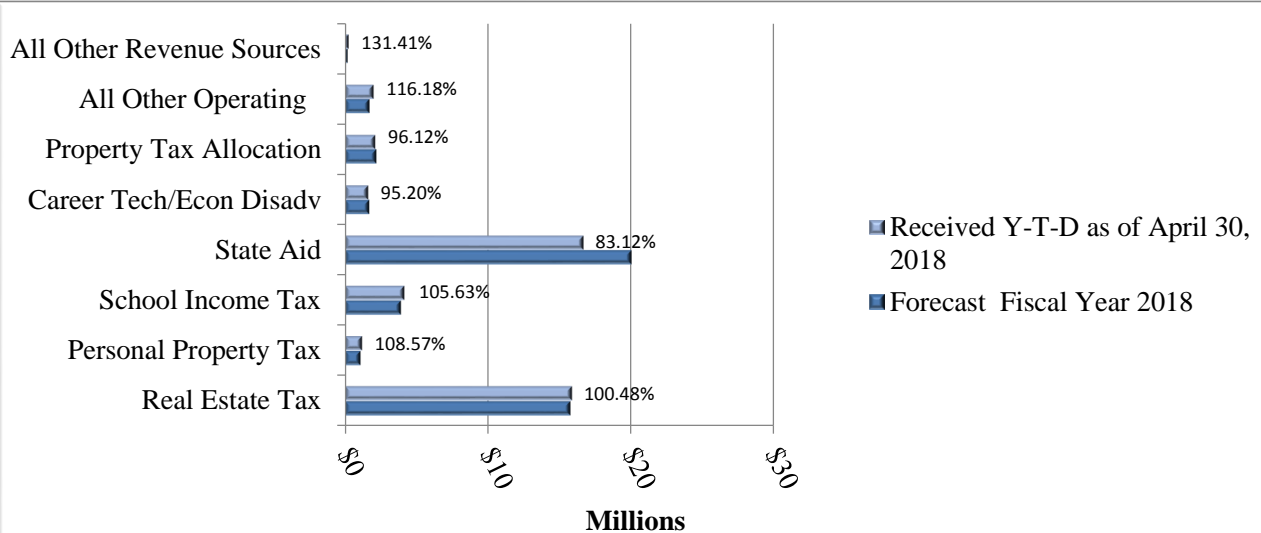
Forecast <u>Line Type</u>	Acutal Y-T-D as of <u>April 30, 2018</u>	Acutal Y-T-D as of <u>April 30, 2017</u>	<u>Difference</u>
1.01 Real Estate Tax	\$15,850,257	\$16,137,666	(\$287,409)
1.02 Personal Property Tax	1,187,111	958,962	228,149
1.03 School Income Tax	4,134,187	3,855,964	278,223
1.035 State Aid	16,660,242	15,997,683	662,559
1.04 Career Tech/Econ Disadv	1,612,420	1,761,383	(148,963)
1.05 Property Tax Allocation	2,115,174	2,127,756	(12,582)
1.06 Other Operating	1,998,068	1,247,227	750,841
2.04/.06 All Other Revenue Sources	250,139	54,190	195,949
TOTAL-ALL REVENUE	\$43,807,598	\$42,140,831	\$1,666,767

REVENUES - April 2018 Compared to April 2017



ESTIMATE OF REVENUE LEFT TO BE RECEIVED:

<u>Forecast Line Revenue Type</u>	<u>Forecast Fiscal Year 2018</u>	<u>Received Y-T-D as of April 30, 2018</u>	<u>to be Received</u>	<u>% Received</u>
1.01 Real Estate Tax	\$15,775,050	\$15,850,257	(\$75,207)	100.48%
1.02 Personal Property Tax	1,093,441	1,187,111	(93,670)	108.57%
1.03 School Income Tax	3,913,803	4,134,187	(220,384)	105.63%
1.035 State Aid	20,044,742	16,660,242	3,384,500	83.12%
1.04 Career Tech/Econ Disadv	1,693,696	1,612,420	81,276	95.20%
1.05 Property Tax Allocation	2,200,584	2,115,174	85,410	96.12%
1.06 All Other Operating	1,719,772	1,998,068	(278,296)	116.18%
2.04/.06 All Other Revenue Sources	190,345	250,139	(59,794)	131.41%
TOTAL-ALL REVENUE	\$46,631,433	\$43,807,598	\$2,823,835	93.94%

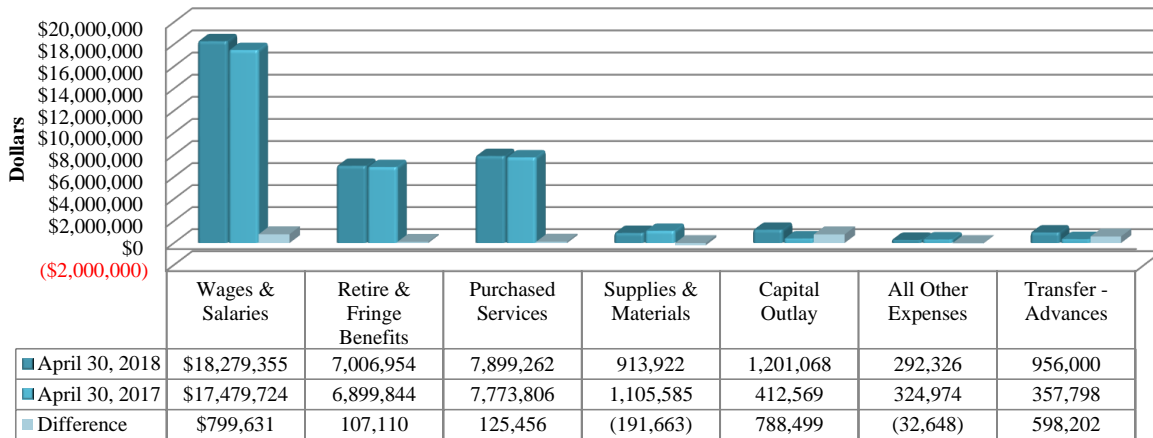


GENERAL FUND EXPENDITURES

CURRENT YEAR-TO-DATE COMPARED TO PRIOR YEAR:

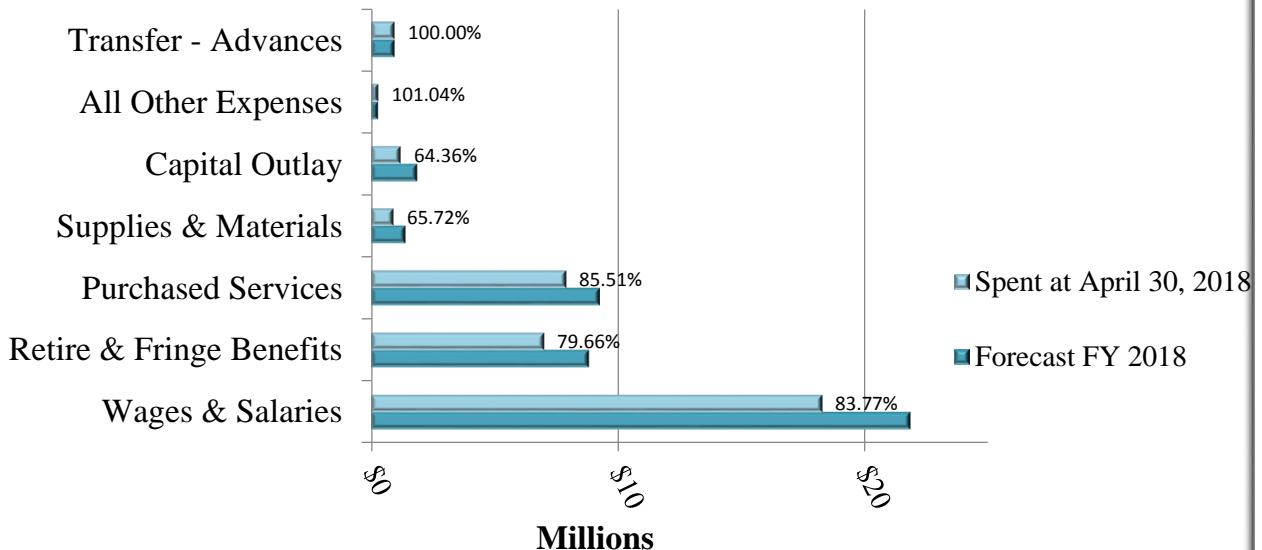
<u>Forecast Line</u>	<u>Expenditure Type</u>	<u>Spent at April 30, 2018</u>	<u>Spent at April 30, 2017</u>	<u>Difference</u>
3.01	Wages & Salaries	\$18,279,355	\$17,479,724	\$799,631
3.02	Retire & Fringe Benefits	7,006,954	6,899,844	107,110
3.03	Purchased Services	7,899,262	7,773,806	125,456
3.04	Supplies & Materials	913,922	1,105,585	(191,663)
3.05	Capital Outlay	1,201,068	412,569	788,499
4.3/5.03	All Other Expenses	292,326	324,974	(32,648)
5.01/.02	Transfer - Advances	956,000	357,798	598,202
TOTAL-ALL EXPENSES		\$36,548,887	\$34,354,300	\$2,194,587

EXPENDITURES - April 2018 Compared to April 2017



ESTIMATE OF EXPENDITURES LEFT TO BE SPENT:

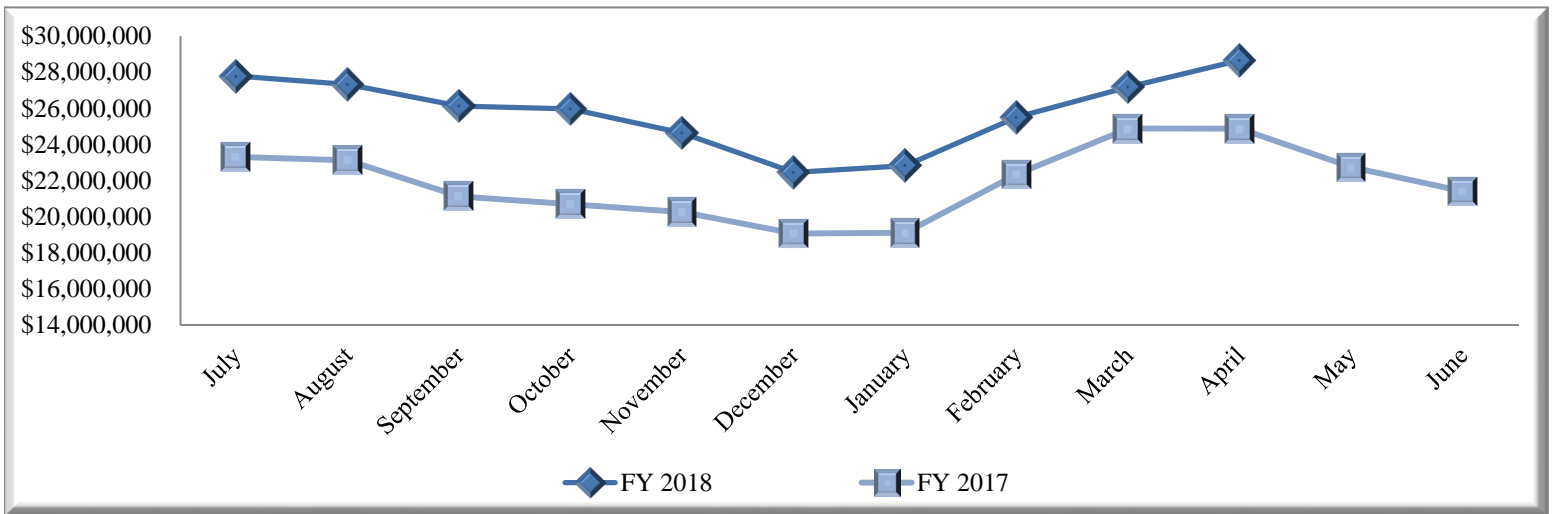
<u>Forecast Line</u>	<u>Type</u>	<u>Forecast FY 2018</u>	<u>Spent at April 30, 2018</u>	<u>Amount not Spent</u>	<u>% Spent</u>
3.01	Wages & Salaries	\$21,821,918	\$18,279,355	\$3,542,563	83.77%
3.02	Retire & Fringe Benefits	8,796,152	\$7,006,954	1,789,198	79.66%
3.03	Purchased Services	9,237,692	\$7,899,262	1,338,430	85.51%
3.04	Supplies & Materials	1,390,609	\$913,922	476,687	65.72%
3.05	Capital Outlay	1,866,170	\$1,201,068	665,102	64.36%
4.3/5.03	All Other Expenses	289,311	\$292,326	(3,015)	101.04%
5.01/.02	Transfer - Advances	956,000	\$956,000	0	100.00%
TOTAL-ALL EXPENSES		\$44,357,852	\$36,548,887	\$7,808,965	82.40%



GENERAL FUND BALANCE

CURRENT YEAR-TO-DATE COMPARED TO PRIOR YEAR:

	<u>FY 2018</u>	<u>FY 2017</u>	<u>Difference</u>
July	\$27,788,990	\$23,309,155	\$4,479,835
August	\$27,321,328	\$23,125,137	\$4,196,191
September	\$26,130,761	\$21,128,856	\$5,001,905
October	\$25,970,670	\$20,695,722	\$5,274,948
November	\$24,636,042	\$20,255,339	\$4,380,703
December	\$22,451,333	\$19,068,756	\$3,382,577
January	\$22,829,533	\$19,114,249	\$3,715,284
February	\$25,511,723	\$22,352,812	\$3,158,911
March	\$27,182,838	\$24,886,446	\$2,296,392
April	\$28,668,473	\$24,873,371	\$3,795,102
May		\$22,731,290	
June		\$21,409,759	



	<u>April 30, 2018</u>	<u>April 30, 2017</u>	<u>Difference</u>
Fund Balance before Encumbrances	\$28,668,473	\$24,873,371	\$3,795,102
Less Outstanding Encumbrances	\$2,634,557	\$2,681,385	(\$46,828)
Fund Balance after Encumbrances	\$26,033,916	\$22,191,986	\$3,841,930

Processing Month: April 2018

(FINSUM)

FAIRBORN CITY SCHOOL DISTRICT

Fnd	Sc	Description	Beginning Balance	MTD Revenues	FYTD Revenues	MTD Expenditures	FYTD Expenditures	Current Available Balance
001	0000	GENERAL FUND	19,054,203.97	4,554,667.63	42,995,937.50	3,252,581.48	35,532,701.45	26,517,440.02
001	9319	PUBLIC RELATIONS/SIGNAGE/	2,324.00	.00	6,150.00	.00	4,684.64	3,789.36
001	9412	GEN FUND HB412 SET-ASIDE	604,983.14	.00	500,000.00	24,243.69	869,305.30	235,677.84
001	9509	GEN FUND-SPECIAL ED CAFS	1,760,925.20	221,762.56	305,512.41	12,208.90	121,087.45	1,945,350.16
001	9886	FAIRBORN DIGITAL ACADEMY	12,674.12-	.00	.00	1,761.12	21,108.46	33,782.58-
002	0000	BOND FUND-PASSED 1997	1,060,771.94	110,619.79	1,347,141.46	623.00	1,247,639.52	1,160,273.88
002	9117	BOND FUND - OSFC PASSED 2	859,795.59	86,529.21	1,708,836.22	1,165.86	1,514,736.52	1,053,895.29
003	0000	PERMANENT IMPROVEMENT FUN	1,000,000.00	.00	500,000.00	25,055.64	269,272.90	1,230,727.10
004	9016	SCHOOL CONSTRUCTION FUND	7,000,000.00	.00	.00	.00	7,020.00	6,992,980.00
004	916I	SCHOOL CONSTRUCTION FUND	2,486.63	.00	72,988.50	.00	.00	75,475.13
006	0000	LUNCHROOM	1,958,567.40	240,417.36	1,495,227.38	160,091.37	1,517,003.96	1,936,790.82
007	9010	VOLUNTEER APPRECIATION TR	486.55	.00	4.84	.00	.00	491.39
007	9105	HUELSMAN FUND	2,263.09	.00	22.52	.00	.00	2,285.61
007	9184	CHEMICAL INTERVENTION	576.14	.00	5.73	.00	.00	581.87
007	9188	HALL OF HONOR FUND	889.93	.00	8.85	.00	.00	898.78
008	9090	H K BAKER TEACHER EXCELL	20,151.81	.00	200.52	.00	.00	20,352.33
008	9187	TEACHER GRANTS/SCHNEIDER	12,217.89	.00	121.58	.00	.00	12,339.47
010	9117	SCHOOL CONSTRUCTION FUND	27,531,521.00	.00	.00	.00	471,006.14	27,060,514.86
010	917I	SCHOOL CONSTRUCTION FUND	5,508.47	.00	284,132.15	.00	.00	289,640.62
010	9217	SCHOOL CONSTRUCTION FUND	607,747.00	.00	1,242,394.50	.00	401,002.43	1,449,139.07
010	927I	SCHOOL CONSTRUCTION FUND	1,555.21	.00	7,774.17	.00	.00	9,329.38
014	9009	OCPD DRUG FREE SCHL PROJ	765.35	.00	.00	.00	.00	765.35
014	9210	GIFTED STUDENTS ACCOUNT	9.88	.00	.00	.00	.00	9.88
018	9003	HS SUPPORT FUND	6,466.73	6,572.40	15,402.81	346.35	8,164.37	13,705.17
018	9004	BAKER MIDDLE SCHL-SUPPORT	20,118.64	3,249.00	4,959.55	.00	137.05	24,941.14
018	9009	PRIMARY SUPPORT FUND	37,400.86	.00	20,503.07	583.88	14,291.72	43,612.21
018	9010	INTERMEDIATE SUPPORT FUND	17,675.68	29.80	4,105.55	358.39	5,046.63	16,734.60
018	9013	TRANSPORTATION DEPT SUPPO	221.87	77.07	183.22	.00	.00	405.09
018	9014	MAINTENANCE DEPT SUPPORT	580.45	.00	.00	.00	.00	580.45
019	9701	MEYER FOUNDATION - SPECIA	295.55	.00	.00	.00	295.55	.00
019	9702	MAC GRANT - FIS	71.49	.00	.00	.00	71.49	.00
019	9703	GPD EMPLOYEES FDN GRANT -	209.15	.00	.00	.00	.00	209.15
019	9704	LOWE'S EDUCATIONAL FDN GR	9,500.00	.00	.00	.00	.00	9,500.00
019	9705	SUBWAY TECH GRANT - MACFA	.00	.00	300.00	.00	.00	300.00
019	9706	LOCAL GRANT - HOMELESS LI	.00	.00	2,500.00	.00	.00	2,500.00
019	9801	BASEBALL STADIUM RENOVATI	.00	.00	34,295.00	.00	.00	34,295.00
019	9802	SOCCER SCOREBOARD DONATIO	.00	.00	909.04	909.04	909.04	.00
019	9803	AIR FORCE ASSOC. EDUCATOR	.00	.00	500.00	.00	.00	500.00
022	9189	DISTRICT TOURNAMENT - GIR	.00	.00	275.00	.00	275.00	.00
034	9117	CLASSROOM FACILITIES MAIN	83,865.30	7,634.50	154,279.51	71.99	1,036.71	237,108.10
035	0000	TERMINATION BENEFITS FUND	677,501.13	.00	450,000.00	712.42	166,574.27	960,926.86
200	9012	MULTI HANDICAP STDT FUND	1,524.61	.00	15.17	.00	.00	1,539.78
200	9013	MULTI HANDICAP STDT FUND	2,951.56	.00	29.03	.00	124.58	2,856.01
200	9014	MULTI HANCICAP STDT FUND	25.69	.00	.00	.00	.00	25.69
200	9117	CLASS OF 2017	12,711.44	.00	.00	.00	12,711.44	.00
200	9118	CLASS OF 2018	5,571.02	.00	93,173.26	2,017.12	85,716.97	13,027.31

Processing Month: April 2018

(FINSUM)

FAIRBORN CITY SCHOOL DISTRICT

Fnd	Sc	Description	Beginning Balance	MTD Revenues	FYTD Revenues	MTD Expenditures	FYTD Expenditures	Current Available Balance
200	9119	CLASS OF 2019	2,838.86	10,025.00	24,214.84	4,237.63	10,604.40	16,449.30
200	9120	CLASS OF 2020	1,160.68	.00	1,883.37	122.68	821.49	2,222.56
200	9121	STUDENT ACT ART FHS	2,261.53	.00	289.35	.00	49.85	2,501.03
200	9123	STUDENT ACT DRAMA FHS	8,232.73	.00	81.91	2,356.00	2,356.00	5,958.64
200	9124	STUDENT ACT FRENCH FHS	1.48	.00	.00	.00	.00	1.48
200	9128	STUDENT ACT MEDIA CLUB	1,538.64	.00	388.79	.00	362.86	1,564.57
200	9129	STUDENT ACT NHS FHS	4,368.52	263.00	4,982.65	188.98	3,022.16	6,329.01
200	9132	STUDENT ACT SCIENCE FHS	968.64	.00	.00	.00	.00	968.64
200	9133	STUDENT ACT SPANISH FHS	615.46	.00	.00	.00	32.70	582.76
200	9135	STUDENT ACT ST CNCL FHS	25,265.25	.00	15,796.69	638.31	10,487.35	30,574.59
200	9136	VARSITY CLUB (SOC. SERV.)	2,604.53	460.00	1,785.67	.00	1,266.47	3,123.73
200	9139	STUDENT ACT ST AMBASSADO	374.73	.00	1,139.40	.00	1,417.56	96.57
200	9141	ROTC FUNDRAISING/LOCAL FU	8,514.41	2,855.00	19,460.90	4,400.50	23,551.22	4,424.09
200	9146	FHS MUSE MACHINE	2,100.25	.00	20.89	.00	.00	2,121.14
200	9157	HS YEARBOOK 2016-2017	42,495.12	.00	150.44	.00	42,645.56	.00
200	9158	HS YEARBOOK 2017-2018	.00	4,098.50	50,808.09	1,835.65	17,890.34	32,917.75
200	9221	CLASS OF 2021	.00	299.05	1,411.29	.00	578.92	832.37
200	9229	STUDENT ACT NHS BMS	459.27	.00	3,560.46	214.00	3,122.11	897.62
200	9232	STUDENT ACT SCIENCE BMS	491.91	.00	540.25	60.00	705.60	326.56
200	9235	STUDENT ACT ST CNCL BMS	11,493.16	.00	543.88	.00	1,132.68	10,904.36
200	9237	STUDENT ACT YEARBOOK BM	3,603.20	.00	2,333.70	156.50	156.50	5,780.40
200	9238	STUDENT ACT DEST IMAG BM	350.00	.00	.00	.00	.00	350.00
200	9239	STUDENT ACT ST ENTERPRIS	2,398.07	.00	23.87	.00	.00	2,421.94
200	9242	STUDENT ACT BMS STAGE/SC	1,568.88	160.00	1,045.00	.00	635.11	1,978.77
200	9243	STUDENT ACT BMS ART CLUB	25.81	.00	.00	.00	.00	25.81
200	9244	STUDENT ACT BMS POWER OF	1,959.61	50.00	987.78	.00	400.00	2,547.39
200	9245	STUDENT ACT BMS 8TH GRAD	941.94	45.00	21,105.57	611.60	20,187.40	1,860.11
200	9246	STUDENT ACT ENVIRONMENTAL	.00	.00	126.79	.00	.00	126.79
200	9247	INTERACT CLUB - FHS	669.22	.00	3,817.84	1,031.77	4,421.75	65.31
300	9160	MARCHING BAND FHS	15,724.32	35.00	4,489.37	.00	5,646.16	14,567.53
300	9161	CHOIR FHS	40,719.05	287.50	19,050.40	399.15	10,007.59	49,761.86
300	9162	ORCHESTRA FHS	20,630.61	.00	6,740.67	116.38	3,894.66	23,476.62
300	9180	ATHLETIC SPORTS ORIENTED	17,176.69	5,899.00	136,793.88	13,260.56	114,190.64	39,779.93
300	9192	J H CHEER	6.52	.00	.00	.00	.00	6.52
300	9262	BAND BMS	2,380.79	50.00	118.93	.00	.00	2,499.72
401	9217	BETHLEHEM LUTHERAN AUX FY	848.99	.00	.00	.00	848.99	.00
401	9218	BETHLEHEM LUTHERAN AUX FY	.00	.00	70,363.07	2,362.17	50,818.96	19,544.11
439	9217	ECS PRE-K FY17	108,122.29	.00	108,483.81	.00	361.52	.00
439	9218	ECS PRE-K FY18	.00	6,373.51	101,204.98	3,725.15	104,930.13	3,725.15
451	9217	ONE NET CONNECTIVITY FY17	7,200.00	.00	.00	.00	7,200.00	.00
451	9218	ONE NET CONNECTIVITY FY18	7,200.00	.00	.00	.00	7,200.00	.00
451	9219	ONE NET CONNECTIVITY FY19	.00	.00	7,200.00	.00	.00	7,200.00
499	9215	MISC STATE GRANT LOCAL GO	6,000.00	.00	.00	.00	.00	6,000.00
499	9217	MISC STATE GRANT PSYCH IN	2,390.23	.00	7,252.37	.00	4,862.14	.00
499	9218	MISC STATE GRANT PSYCH IN	.00	2,978.95	15,012.55	1,944.88	16,957.43	1,944.88
499	9917	ODNR - ARCHERY GRANT - J.	164.00	.00	.00	.00	.00	164.00

F I N A N C I A L S U M M A R Y R E P O R T
 Processing Month: April 2018
 FAIRBORN CITY SCHOOL DISTRICT

Fnd	Sc	Description	Beginning Balance	MTD Revenues	FYTD Revenues	MTD Expenditures	FYTD Expenditures	Current Available Balance
516	9217	IDEA-B FY17	64,456.95-	.00	240,855.41	.00	176,398.46	.00
516	9218	IDEA-B FY18	.00	108,673.31	583,452.52	76,925.54	660,378.06	76,925.54-
551	9217	TITLE III LEP FY17	709.31-	.00	2,494.28	.00	1,784.97	.00
551	9218	TITLE III LEP FY18	.00	1,113.25	5,897.96	740.90	6,638.86	740.90-
572	9217	TITLE I FY17	108,666.43-	.00	331,832.57	.00	223,166.14	.00
572	9218	TITLE I FY18	.00	160,655.92	844,349.44	108,601.00	952,950.44	108,601.00-
587	9217	ECE SPEC ED FY17	7,134.40-	.00	17,163.20	.00	10,028.80	.00
587	9218	ECE SPEC ED FY18	.00	2,438.55	13,660.49	1,652.81	15,313.30	1,652.81-
590	9217	TITLE IIA ITQ FY17	19,308.81-	.00	56,995.44	.00	37,686.63	.00
590	9218	TITLE IIA ITQ FY18	.00	19,578.41	117,297.78	13,641.32	130,939.10	13,641.32-
599	9218	TITLE IV - STUDENT SUPPOR	.00	211.47	8,940.42	302.78	9,243.20	302.78-
599	9418	PRESCHOOL COMMUNITY GRANT	.00	500.00	500.00	150.00	150.00	350.00
Grand Total All Funds			62,286,331.69	5,558,609.74	54104,537.50	3,721,183.31	44969,367.80	71421,501.39
Total Invested Funds			.00					

Account Description	Appropriation	Expended	% Exp	Encumbered	Balance
General Fund					
100 PERSONAL SERVICES - SALARIES	21,235,744.70	18,279,355.45	86.1%	39,197.27	2,917,191.98
200 EMPLOYEES RETIRE. & INSUR. BEN	8,794,587.60	7,006,952.82	79.7%	10,022.69	1,777,612.09
400 PURCHASED SERVICES	11,576,443.09	7,899,262.13	68.2%	2,092,980.73	1,584,200.23
500 SUPPLIES AND MATERIALS	1,943,476.54	913,923.02	47.0%	286,952.56	742,600.96
600 CAPITAL OUTLAY	1,817,913.57	1,201,068.91	66.1%	189,053.17	427,791.49
800 MISCELLANEOUS OBJECTS	348,612.32	292,324.97	83.9%	16,350.36	39,936.99
900 OTHER USES OF FUNDS	856,000.00	956,000.00	111.7%	0.00	100,000.00-
Total General Fund	46,572,777.82	36,548,887.30	78.5%	2,634,556.78	7,389,333.74
Other Funds					
002 BOND RETIREMENT	3,641,218.07	2,762,376.04	75.9%	769,531.25	109,310.78
003 PERMANENT IMPROVEMENT	1,000,000.00	269,272.90	26.9%	26,444.36	704,282.74
004 BUILDING	2,603,517.00	7,020.00	0.3%	166,947.00	2,429,550.00
006 FOOD SERVICE	1,927,158.53	1,517,003.96	78.7%	326,428.42	83,726.15
007 SPECIAL TRUST	500.00	0.00	0.0%	0.00	500.00
008 ENDOWMENT	500.00	0.00	0.0%	0.00	500.00
010 CLASSROOM FACILITIES	12,375,923.67	872,008.57	7.0%	4,716,575.10	6,787,340.00
014 ROTARY-INTERNAL SERVICES	775.23	0.00	0.0%	0.00	775.23
018 PUBLIC SCHOOL SUPPORT	105,696.40	27,639.77	26.2%	8,113.05	69,943.58
019 OTHER GRANT	46,080.23	1,276.08	2.8%	29,795.00	15,009.15
022 DISTRICT AGENCY	1,000.00	275.00	27.5%	0.00	725.00
034 CLASSROOM FACILITIES MAINT.	1,200.00	1,036.71	86.4%	0.00	163.29
035 TERMINATION BENEFITS - HB426	475,869.93	166,574.27	35.0%	0.00	309,295.66
200 STUDENT MANAGED ACTIVITY	401,252.04	244,401.02	60.9%	46,051.70	110,799.32
300 DISTRICT MANAGED ACTIVITY	199,292.28	133,739.05	67.1%	19,919.56	45,633.67
401 AUXILIARY SERVICES	71,167.51	51,667.95	72.6%	5,641.50	13,858.06
439 PUBLIC SCHOOL PRESCHOOL	192,361.52	105,291.65	54.7%	0.00	87,069.87
451 DATA COMMUNICATION FUND	18,000.00	14,400.00	80.0%	0.00	3,600.00
499 MISCELLANEOUS STATE GRANT FUND	38,314.57	21,819.57	56.9%	50.00	16,445.00
516 IDEA PART B GRANTS	1,201,253.00	836,776.52	69.7%	0.00	364,476.48
551 LIMITED ENGLISH PROFICIENCY	44,461.16	8,423.83	18.9%	1,439.15	34,598.18
572 TITLE I DISADVANTAGED CHILDREN	2,024,220.92	1,176,116.58	58.1%	4,601.95	843,502.39
587 IDEA PRESCHOOL-HANDICAPPED	71,249.57	25,342.10	35.6%	6,011.91	39,895.56
590 IMPROVING TEACHER QUALITY	328,298.82	168,625.73	51.4%	1,313.31	158,359.78
599 MISCELLANEOUS FED. GRANT FUND	49,107.03	9,393.20	19.1%	20,745.05	18,968.78
Total Other Funds	26,818,417.48	8,420,480.50	31.4%	6,149,608.31	12,248,328.67
Grand Total All Funds	73,391,195.30	44,969,367.80	61.3%	8,784,165.09	19,637,662.41
July 1 Beginning Cash Balance (All Funds):	62,286,331.69				
Total MTD Receipts:	5,558,609.74	FYTD Receipts:	54,104,537.50		
Current Cash Balance (All Funds):	71,421,501.39				

Date: 05/01/2018
 Time: 9:40 am

FAIRBORN CITY SCHOOL DISTRICT
 SORT BY CHECK NUMBER
 CHECK DATES BETWEEN 04/01/2018 AND 04/30/2018
 ALL CHECKS SELECTED

Page: 1
 (CHEKPY)

CHECK	TYPE	DATE	VENDOR	VENDOR	STATUS/DATE	BANK CODE	CHECK AMOUNT
002681	M	04/03/2018	GORDON FOOD SERVICE PAYMENT PROCESSING CENTER	900011			16,721.56
002682	M	04/04/2018	MONTGOMERY CNTY AUDITOR	900008		F (Multi-bank check)	10,934.51
002683	C	04/13/2018	FAIRBORN CSD-PAYROLL	900002	RECONCILED:04/13/2018	F (Multi-bank check)	943,574.40
002684	M	04/11/2018	DAYTON POWER & LIGHT	900035		F	4,853.75
002685	M	04/02/2018	REFPAY, LLC.	900042			1,300.00
002686	M	04/11/2018	FIFTH THIRD BANK	900010		F	1,056.30
002687	M	04/13/2018	5/3 BANK MEDICARE MEMO VENDOR	901819		F (Multi-bank check)	12,645.86
002688	M	04/13/2018	SCHOOL EMPLOYEE RETIRE SYSTEM	902557		F (Multi-bank check)	1,463.55
002689	M	04/13/2018	STATE TEACHERS RETIREMENT SYST	902561		F	5,702.32
002690	M	04/16/2018	FIFTH THIRD BANK CREDIT CARD MEMO VENDOR	900021		F (Multi-bank check)	5,600.50
002691	C	04/27/2018	FAIRBORN CSD-PAYROLL	900002	RECONCILED:04/27/2018	F (Multi-bank check)	914,262.23
002692	M	04/25/2018	GORDON FOOD SERVICE PAYMENT PROCESSING CENTER	900011			47,757.85
002693	M	04/27/2018	FOUNDATION/STATE OF OHIO MEMO VENDOR	900013		F	624,496.61
002694	M	04/27/2018	AMERICAN UNITED LIFE INS CO MEMO VENDOR	900025		F (Multi-bank check)	3,030.24
002695	M	04/27/2018	SOUTHWESTERN OH EPC-MEDICAL MEMO VENDOR	900039		F (Multi-bank check)	405,498.66
002696	M	04/27/2018	SOUTHWESTERN OH EPC-DENTAL	900041		F (Multi-bank check)	24,602.99
002697	M	04/27/2018	5/3 BANK MEDICARE MEMO VENDOR	901819		F (Multi-bank check)	12,231.68
002698	M	04/27/2018	SCHOOL EMPLOYEE RETIRE SYSTEM	902557		F (Multi-bank check)	1,463.55
002699	M	04/27/2018	STATE TEACHERS RETIREMENT SYST	902561		F	5,702.32
002700	M	04/30/2018	STRS-FOUNDATION	900003		F (Multi-bank check)	220,396.00
002701	M	04/30/2018	SERS-FOUNDATION	900004		F (Multi-bank check)	69,650.00
002702	M	04/30/2018	INCOME TAX DEPT OF OHIO MEMO VENDOR	900014		F	16,613.15
086278	W	04/06/2018	AT&T	010971	RECONCILED:04/10/2018	F	46.70
086279	W	04/06/2018	BENGES ELECTRIC LLC	014651	RECONCILED:04/11/2018	F	630.00
086280	W	04/06/2018	BRICKER & ECKLER	013967	RECONCILED:04/09/2018	F	9,046.00
086281	W	04/06/2018	DAYTON RELIABLE FILTER SERVICE	003791	RECONCILED:04/11/2018	F	57.50
086282	W	04/06/2018	DAYTON TRANE WAIBEL ENERGY SYSTEMS	002678	RECONCILED:04/10/2018	F	651.00
086283	W	04/06/2018	GENUINE AUTO PARTS	001157	RECONCILED:04/10/2018	F	45.99
086284	W	04/06/2018	H.S.I. SECURITY	013451	RECONCILED:04/18/2018	F	695.00
086285	W	04/06/2018	INDUSTRIAL ELECTRONIC SERVICE	001423	RECONCILED:04/13/2018	F	250.00
086286	W	04/06/2018	KELLY CRESWELL CO INC	001539	RECONCILED:04/20/2018	F	677.54
086287	W	04/06/2018	OFFICE DEPOT	011065	RECONCILED:04/10/2018	F (Multi-bank check)	265.23
086288	W	04/06/2018	ORIENTAL TRADING CO INC	006636	RECONCILED:04/09/2018	F	85.89
086289	W	04/06/2018	POWELL COMPANY LTD	001207	RECONCILED:04/11/2018	F	3,001.78
086290	W	04/06/2018	ROTARY CLUB OF FAIRBORN	000996	RECONCILED:04/20/2018	F	328.00
086291	W	04/06/2018	SCHOOL SPECIALTY INC	003423	RECONCILED:04/10/2018	F	373.94
086292	W	04/06/2018	SITEONE LANDSCAPE SUPPLY	014100	RECONCILED:04/12/2018	F	162.81
086293	W	04/06/2018	SMITHFOODS INC	014262	RECONCILED:04/09/2018	F	3,586.94
086294	W	04/06/2018	SUBURBAN PROPANE-7670	002233	RECONCILED:04/12/2018	F	631.44
086295	W	04/06/2018	TREASURER OF STATE OF OHIO DAVE YOST, AUDITOR OF STATE	004202	RECONCILED:04/11/2018	F	2,193.50
086296	W	04/06/2018	US BANK EQUIPMENT FINANCE	013452	RECONCILED:04/13/2018	F	16,867.95

Date: 05/01/2018
 Time: 9:40 am

FAIRBORN CITY SCHOOL DISTRICT
 SORT BY CHECK NUMBER
 CHECK DATES BETWEEN 04/01/2018 AND 04/30/2018
 ALL CHECKS SELECTED

Page: 2
 (CHEKPY)

CHECK	TYPE	DATE	VENDOR	VENDOR	STATUS/DATE	BANK CODE	CHECK AMOUNT
086297	W	04/06/2018	US HEALTHWORKS GROUP GROUP, OH, INC	013119	RECONCILED:04/09/2018	F	140.00
086298	W	04/06/2018	WASTE MANAGEMENT OF OHIO, INC	007545	RECONCILED:04/11/2018	(Multi-bank check)	9,093.85
086299	W	04/06/2018	WEILER WELDING INC., CO	002825	RECONCILED:04/11/2018	F	99.82
086300	B	04/13/2018	WANDA BRINSON	014680		F	150.00
086301	B	04/13/2018	TRACI WHEELER	014681	RECONCILED:04/19/2018	F	100.00
086302	B	04/13/2018	ERIC DUNN	014682		F	53.00
086303	W	04/13/2018	A-1 ABLE PEST DOCTORS	013110	RECONCILED:04/17/2018	F	445.00
086304	W	04/13/2018	ALLIED BUILDERS INC. DBA ALLIED FENCE	014654	RECONCILED:04/16/2018	F	675.00
086305	W	04/13/2018	ANDERSON'S	000144	RECONCILED:04/19/2018		896.74
086306	W	04/13/2018	AQUA FALLS BOTTLED WATER	007488	RECONCILED:04/17/2018	F	38.45
086307	W	04/13/2018	ARAMARK UNIFORM SERVICES	003755	RECONCILED:04/17/2018	F (Multi-bank check)	7,501.19
086308	W	04/13/2018	AT&T	010971	RECONCILED:04/17/2018	F	123.20
086309	W	04/13/2018	BARBARA SKUSA	014031	RECONCILED:04/18/2018	F	187.48
086310	W	04/13/2018	BEE LIGHTING INC	014337	RECONCILED:04/24/2018	F	1,455.00
086311	W	04/13/2018	BENGES ELECTRIC LLC	014651	RECONCILED:04/18/2018	F	2,115.00
086312	W	04/13/2018	BSN SPORTS	005513	RECONCILED:04/17/2018		264.00
086313	W	04/13/2018	CENTERVILLE CITY SCHOOLS	006417			200.00
086314	W	04/13/2018	CINTAS CORP #G62	000552	RECONCILED:04/16/2018		609.72
086315	W	04/13/2018	DAIKIN APPLIED	001790	RECONCILED:04/18/2018	F	2,936.00
086316	W	04/13/2018	DAYTON PROFESSIONAL IRONWORKERS, INC	013886	RECONCILED:04/17/2018	F	1,075.00
086317	W	04/13/2018	DS BENEFITS GROUP, LLC.	008455	RECONCILED:04/20/2018	F	1,850.00
086318	W	04/13/2018	FOLLETT SCHOOL SOLUTIONS	001062	RECONCILED:04/16/2018	F	10,750.92
086319	W	04/13/2018	FROST BROWN TODD LLC	013186	RECONCILED:04/17/2018	F	3,381.00
086320	W	04/13/2018	GENUINE AUTO PARTS	001157	RECONCILED:04/17/2018	F	14.40
086321	W	04/13/2018	H.S.I. SECURITY	013451	RECONCILED:04/18/2018	F	180.00
086322	W	04/13/2018	HANDYMAN ACE HARDWARE ATTN: ACCOUNTS RECEIVABLE	001274	RECONCILED:04/16/2018	F	885.34
086323	W	04/13/2018	ICE CREAM SPECIALTIES	013046	RECONCILED:04/16/2018		1,126.92
086324	W	04/13/2018	JUNIOR LIBRARY GUILD	010828	RECONCILED:04/19/2018	F	1,724.80
086325	W	04/13/2018	K12 SCHOOL CONSULTANTS LLC	014257	RECONCILED:04/17/2018	F	467.00
086326	W	04/13/2018	KINCAID MUSIC	001560	RECONCILED:04/17/2018	F	167.00
086327	W	04/13/2018	KROGER - CINCINNATI CUSTOMER CHARGES	001601	RECONCILED:04/16/2018	(Multi-bank check)	1,399.51
086328	W	04/13/2018	MARKEY'S RENTAL & STAGING	010011	RECONCILED:04/19/2018		2,356.00
086329	W	04/13/2018	MATCHMAKER/FORTRESS SOFTWARE	007971	RECONCILED:04/25/2018		198.28
086330	W	04/13/2018	MATTHEW BRUN ENTERPRISES INC CHAMPION EQUIPMENT AND SUPPLY	014202	RECONCILED:04/17/2018	F	6,219.00
086331	W	04/13/2018	MIAMI VALLEY INTERPRETERS LLC	014296	RECONCILED:04/20/2018	F	62.00
086332	W	04/13/2018	OFFICE DEPOT	011065	RECONCILED:04/17/2018	F (Multi-bank check)	2,968.33
086333	W	04/13/2018	OHIO DEPT OF JOB & FAMILY SERVICES	010994	RECONCILED:04/19/2018	F	708.46
086334	W	04/13/2018	ORIENTAL TRADING CO INC	006636	RECONCILED:04/16/2018	F	11.97
086335	W	04/13/2018	PAULUS LAWN AND LANDSCAPE	013957	RECONCILED:04/16/2018	F	1,415.00
086336	W	04/13/2018	PEPSI-COLA GEN BOT IN	008905	RECONCILED:04/19/2018		374.50
086337	W	04/13/2018	POWELL COMPANY LTD	001207	RECONCILED:04/18/2018	F	2,646.02
086338	W	04/13/2018	PROFESSIONAL MARKETING ASSOCS	010632		F	482.98
086339	W	04/13/2018	S&D/OSTERFELD	011377	RECONCILED:04/16/2018		1,730.54
086340	W	04/13/2018	SCHOLASTIC INC	003659	RECONCILED:04/17/2018	F	272.50
086341	W	04/13/2018	SMITHFOODS INC	014262	RECONCILED:04/17/2018		2,196.11

Date: 05/01/2018
Time: 9:40 am

FAIRBORN CITY SCHOOL DISTRICT
SORT BY CHECK NUMBER
CHECK DATES BETWEEN 04/01/2018 AND 04/30/2018
ALL CHECKS SELECTED

Page: 3
(CHEKPY)

CHECK	TYPE	DATE	VENDOR	VENDOR	STATUS/DATE	BANK CODE	CHECK AMOUNT
086342	W	04/13/2018	SOLID BLEND TECHNOLOGIES	010308	RECONCILED:04/17/2018	F	229.17
086343	W	04/13/2018	THE OHIO ACADEMY OF SCIENCE BELIEVE IN OHIO	014675			60.00
086344	W	04/13/2018	THYSSENKRUPP ELEVATOR CORP	008090	RECONCILED:04/16/2018	F	3,433.00
086345	W	04/13/2018	TRIARCO	005646	RECONCILED:04/18/2018	F	1,254.36
086346	W	04/13/2018	TRIMARK SS KEMP - CLEVELAND	014641	RECONCILED:04/16/2018		221.36
086347	W	04/13/2018	TROPHY SHOP	002692	RECONCILED:04/17/2018	F	195.00
086348	W	04/13/2018	U.S. BANK	014662	RECONCILED:04/18/2018		350.00
086349	W	04/13/2018	US HEALTHWORKS GROUP GROUP, OH, INC	013119	RECONCILED:04/17/2018	F	35.00
086350	W	04/13/2018	VECTREN ENERGY DELIVERY	007844	RECONCILED:04/17/2018	F (Multi-bank check)	8,441.05
086351	W	04/13/2018	W R HACKETT	010466	RECONCILED:04/16/2018		9,119.59
086352	W	04/13/2018	WOODHULL LLC	010699	RECONCILED:04/17/2018	F	191.98
086353	W	04/13/2018	WORKPLACEPRO	004636	RECONCILED:04/16/2018		378.00
086354	W	04/20/2018	ABSOLUTE MUSIC	000023	RECONCILED:04/25/2018	F	339.00
086355	W	04/20/2018	BARBARA SKUSA	014031	RECONCILED:04/27/2018	F	417.28
086356	W	04/20/2018	BEELIGHTING INC	014337	RECONCILED:04/27/2018	F	3,554.60
086357	W	04/20/2018	BENGES ELECTRIC LLC	014651	RECONCILED:04/25/2018	F	2,025.00
086358	W	04/20/2018	BODEY SALES	013086	RECONCILED:04/24/2018		86.40
086359	W	04/20/2018	BRICKER & ECKLER	013967	RECONCILED:04/24/2018	F	1,455.50
086360	W	04/20/2018	CDW GOVERNMENT INC	003608	RECONCILED:04/25/2018	F	342.80
086361	W	04/20/2018	CENTRAL OHIO MEDICAL REVIEW	014125	RECONCILED:04/24/2018	F	1,350.00
086362	W	04/20/2018	CHIEF SCREEN PRINTING	014294	RECONCILED:04/25/2018		336.00
086363	W	04/20/2018	CLARK STATE COMMUNITY COLLEGE	012300	RECONCILED:04/26/2018	F	418.52
086364	W	04/20/2018	DAIKIN APPLIED	001790	RECONCILED:04/24/2018	F	2,936.00
086365	W	04/20/2018	DAYTON METAL DOOR	000751	RECONCILED:04/23/2018	F	200.00
086366	W	04/20/2018	DOMINO'S PIZZA TEAM DAYTON	013248			1,883.00
086367	W	04/20/2018	FAMILY SERVICE ASSOC.	001009	RECONCILED:04/23/2018	F	456.70
086368	W	04/20/2018	FEDEX	006296	RECONCILED:04/23/2018	F	110.57
086369	W	04/20/2018	FORWARD EDGE, INC	013855		F	665.00
086370	W	04/20/2018	GENUINE AUTO PARTS	001157	RECONCILED:04/24/2018	F	99.91
086371	W	04/20/2018	GREENE CO EDUC SERVICE CENTER	001220	RECONCILED:04/27/2018	F	21,200.00
086372	W	04/20/2018	GREENE CO FAIRGROUNDS AND EXPO	012991	RECONCILED:04/30/2018		800.00
086373	W	04/20/2018	H.S.I. SECURITY	013451	RECONCILED:04/24/2018	F	890.00
086374	W	04/20/2018	HEALY AWARDS INC	004371	RECONCILED:04/24/2018		116.38
086375	W	04/20/2018	HEINEMANN	001310	RECONCILED:04/23/2018		72.00
086376	W	04/20/2018	HM RECEIVABLES CO LLC	001384	RECONCILED:04/26/2018		649.00
086377	W	04/20/2018	I SUPPLY CO	004586	RECONCILED:04/23/2018	F	18,869.40
086378	W	04/20/2018	ILLINOIS PREP TOP TIMING ROBERT GEIGER	014667	RECONCILED:04/24/2018		1,200.00
086379	W	04/20/2018	JEAN KREMER	014145	RECONCILED:04/25/2018	F	2,808.00
086380	W	04/20/2018	K.E. ROSE COMPANY, LLC	013710	RECONCILED:04/30/2018	F	180.00
086381	W	04/20/2018	KAFFENBARGER TRUCK EQUIPMENT COMPANY	001523	RECONCILED:04/24/2018	F	800.00
086382	W	04/20/2018	MATTHEW BRUN ENTERPRISES INC CHAMPION EQUIPMENT AND SUPPLY	014202	RECONCILED:04/24/2018	F	100.00
086383	W	04/20/2018	MIAMISBURG CITY SCHOOLS	001828			250.00
086384	W	04/20/2018	MULTI-HEALTH SYSTEMS INC.	013412	RECONCILED:04/30/2018	F	253.00
086385	W	04/20/2018	MUSIC JAMBOREE LLC DORIE ANN PHILLIPS	014672	RECONCILED:04/24/2018		150.00
086386	W	04/20/2018	OFFICE DEPOT	011065	RECONCILED:04/24/2018	(Multi-bank check)	730.43
086387	W	04/20/2018	OHIO EDISON CO	002031	RECONCILED:04/23/2018		858.14

Date: 05/01/2018
Time: 9:40 am

FAIRBORN CITY SCHOOL DISTRICT
SORT BY CHECK NUMBER
CHECK DATES BETWEEN 04/01/2018 AND 04/30/2018
ALL CHECKS SELECTED

Page: 4
(CHECKPY)

CHECK	TYPE	DATE	VENDOR	VENDOR	STATUS/DATE	BANK CODE	CHECK AMOUNT
086388	W	04/20/2018	ORIENTAL TRADING CO INC	006636	RECONCILED:04/23/2018	F	98.94
086389	W	04/20/2018	PARENT INSTITUTE	002091	RECONCILED:04/25/2018		178.20
086390	W	04/20/2018	DIVISION OF NIS INC PICTURE PERFECT PHOTOBOOTH RENTALS, LLC	013732	RECONCILED:04/30/2018		600.00
086391	W	04/20/2018	POWELL COMPANY LTD	001207	RECONCILED:04/25/2018	F	2,545.40
086392	W	04/20/2018	RIFTON EQUIPMENT	012702	RECONCILED:04/24/2018	F	3,435.00
086393	W	04/20/2018	SHP LEADING DESIGN	013081	RECONCILED:04/25/2018		17,915.64
086394	W	04/20/2018	SLAM DUNK SPORTS MARKETING	014362	RECONCILED:04/27/2018		13,355.00
086395	W	04/20/2018	SMITHFOODS INC	014262	RECONCILED:04/24/2018		4,188.97
086396	W	04/20/2018	STERICYCLE INC	005973	RECONCILED:04/23/2018	F	86.25
086397	W	04/20/2018	SUBURBAN PROPANE-7670	002233	RECONCILED:04/25/2018	F	289.06
086398	W	04/20/2018	SUNWEST REHAB COMPANY LLC	014655	RECONCILED:04/23/2018	F	395.00
086399	W	04/20/2018	TCA GRAPHICS	007371	RECONCILED:04/27/2018		28.56
086400	W	04/20/2018	TIME WARNER CABLE	013871	RECONCILED:04/25/2018	F	2,363.66
086401	W	04/20/2018	TRUMPET BEHAVIORAL HEALTH	014120	RECONCILED:04/24/2018	F	3,097.48
086402	W	04/20/2018	US BANK	013310	RECONCILED:04/25/2018		167.89
086403	W	04/20/2018	US HEALTHWORKS GROUP GROUP, OH, INC	013119	RECONCILED:04/24/2018	F	35.00
086404	W	04/20/2018	VINYL GRAPHICS	011790		F	640.00
086405	W	04/20/2018	WEST ROOFING	004282	RECONCILED:04/25/2018	F	1,031.32
086406	W	04/20/2018	XENIA CITY SCHOOLS	002930	RECONCILED:04/30/2018		200.00
086407	W	04/20/2018	YP PO BOX 5010	008919	RECONCILED:04/25/2018	F	505.00
086408	B	04/27/2018	DAN BEALOR	014692			83.20
086409	B	04/27/2018	CHRISTOPHER MCCRAY	014693	RECONCILED:04/30/2018		45.80
086410	W	04/27/2018	ABLENET INC	000021	RECONCILED:04/30/2018	F	97.75
086411	W	04/27/2018	ABSOLUTE MUSIC	000023		F	249.00
086412	W	04/27/2018	ALRO STEEL DEPT 771478	002037		F	366.07
086413	W	04/27/2018	AQUA FALLS BOTTLED WATER	007488	RECONCILED:04/30/2018	F	132.15
086414	W	04/27/2018	BEELIGHTING INC	014337		F	1,504.20
086415	W	04/27/2018	BENGES ELECTRIC LLC	014651		F	1,125.00
086416	W	04/27/2018	BOB EVANS	014052			492.76
086417	W	04/27/2018	BRICKER & ECKLER	013967		F	19,069.16
086418	W	04/27/2018	BSN SPORTS	005513			126.00
086419	W	04/27/2018	CARROLL HIGH SCHOOL	011319			100.00
086420	W	04/27/2018	CDI COMPUTER DEALERS INC	013106			785.00
086421	W	04/27/2018	CENTERVILLE CITY SCHOOLS	006417			200.00
086422	W	04/27/2018	D & S AUTO PARTS, INC	011477	RECONCILED:04/30/2018	F	629.73
086423	W	04/27/2018	DON EHRHART CONSTRUCTION	013236		F	1,850.00
086424	W	04/27/2018	FAIRBORN FLOORING INC	014273		F	2,362.50
086425	W	04/27/2018	FAMILY SERVICE ASSOC.	001009	RECONCILED:04/30/2018	F	2,188.55
086426	W	04/27/2018	GEM CITY KEY SHOP	001148		F	286.50
086427	W	04/27/2018	GEM CITY TIRE	008362		F	3,473.57
086428	W	04/27/2018	GENUINE AUTO PARTS	001157		F	216.96
086429	W	04/27/2018	GEORGE ROPP	014065			150.00
086430	W	04/27/2018	GHG TIMING LLC	014070			855.00
086431	W	04/27/2018	GIOVANNI'S PIZZERIA	001181			219.00
086432	W	04/27/2018	GREENE COUNTY COMBINED HEALTH DISTRICT	001228			300.00
086433	W	04/27/2018	GREENVILLE CITY SCHOOLS	001234			200.00

Date: 05/01/2018
 Time: 9:40 am

FAIRBORN CITY SCHOOL DISTRICT
 SORT BY CHECK NUMBER
 CHECK DATES BETWEEN 04/01/2018 AND 04/30/2018
 ALL CHECKS SELECTED

Page: 5
 (CHEKPY)

CHECK	TYPE	DATE	VENDOR	VENDOR	STATUS/DATE	BANK CODE	CHECK AMOUNT
086434	W	04/27/2018	HARDWOOD STORE	001282	RECONCILED:04/30/2018	F	132.88
086435	W	04/27/2018	HEALY AWARDS INC	004371			171.15
086436	W	04/27/2018	HM RECEIVABLES CO LLC	001384	RECONCILED:04/30/2018	F	3,711.78
086437	W	04/27/2018	HOLLON FLOWERS	001370			61.95
086438	W	04/27/2018	HOME DEPOT CREDIT SERVICES DEPT 32-2502838786	007652		F	29.70
086439	W	04/27/2018	I SUPPLY CO	004586	RECONCILED:04/30/2018	F	613.10
086440	W	04/27/2018	ICE CREAM SPECIALTIES	013046			748.60
086441	W	04/27/2018	INTERSTATE BILLING	001824	RECONCILED:04/30/2018	F	7,332.70
086442	W	04/27/2018	JIM ROLFES	011432			150.00
086443	W	04/27/2018	JIM'S BODY SHOP & TOWING	001482		F	286.00
086444	W	04/27/2018	JOHN METTEUCCI CENCRAFT AWARDS	014286			461.50
086445	W	04/27/2018	JULIAN & GRUBE, INC.	013864	RECONCILED:04/30/2018	F	2,000.00
086446	W	04/27/2018	KINCAID MUSIC	001560		F	69.00
086447	W	04/27/2018	LIFETOUCH NSS ACCTS RECEIVABLE	008993			156.50
086448	W	04/27/2018	MADISON-CHAMPAIGN ESC ATTN PRE-SERVICE DEPARTMENT	000517		F	60.00
086449	W	04/27/2018	MASTER TEACHER	001756			106.83
086450	W	04/27/2018	MAYS SHEDD SALES CO	001762		F	348.00
086451	W	04/27/2018	MICHAEL MOORE JR	014354	RECONCILED:04/30/2018		400.00
086452	W	04/27/2018	MONTGOMERY CO EDUC SERVICE CTR ATTN TREASURERS OFFICE	001881	RECONCILED:04/30/2018	F	6,054.13
086453	W	04/27/2018	NASSP	004615		F	84.00
086454	W	04/27/2018	PATTERSON MEDICAL SUPPLY, INC. DBA MEDCO SUPPLY CO	001802			70.00
086455	W	04/27/2018	PAULUS LAWN AND LANDSCAPE	013957			195.00
086456	W	04/27/2018	POWELL COMPANY LTD	001207		F	40.50
086457	W	04/27/2018	SHF LEADING DESIGN	013081			1,140.00
086458	W	04/27/2018	SINCLAIR COMMUNITY COLLEGE BURSAR OFFICE 10-244	003509		F	1,266.97
086459	W	04/27/2018	SMITHFOODS INC	014262	RECONCILED:04/30/2018		2,872.92
086460	W	04/27/2018	STUMPS	002593	RECONCILED:04/30/2018		116.99
086461	W	04/27/2018	SUBURBAN PROPANE-7670	002233		F	1,825.02
086462	W	04/27/2018	TARCO INDUSTRIES INC	014684		F	198.00
086463	W	04/27/2018	TCA GRAPHICS	007371			525.75
086464	W	04/27/2018	THE CRITICAL THINKING CO	014677		F	228.33
086465	W	04/27/2018	TIME WARNER CABLE	013871		F	100.64
086466	W	04/27/2018	U S AWARDS INC	011163			228.00
086467	W	04/27/2018	US HEALTHWORKS GROUP GROUP, OH, INC	013119		F	55.00
502743	W	04/06/2018	ACH-AVAYA INC	007223	RECONCILED:04/06/2018	F	262.43
502744	W	04/06/2018	ACH-CERDANT	008218	RECONCILED:04/06/2018	F	201.46
502745	W	04/06/2018	ACH-CITY OF FAIRBORN	000982	RECONCILED:04/06/2018	F	1,559.89
502746	W	04/06/2018	ACH-JANICE WRIGHT	003529	RECONCILED:04/06/2018		93.00
502747	W	04/06/2018	ACH-MEGACITY FIRE PROTECTION	001806	RECONCILED:04/06/2018	F	140.00
502748	W	04/06/2018	ACH-OHIO AFSCME CARE PLAN	007615	RECONCILED:04/06/2018	(Multi-bank check)	3,100.50
502749	W	04/06/2018	ACH-PATTY GRIEST	014355	RECONCILED:04/06/2018		175.00
502750	W	04/06/2018	ACH-PICKREL BROTHERS INC	002142	RECONCILED:04/06/2018	F	24.62
502751	W	04/06/2018	ACH-RICHARD HAWLEY	014335	RECONCILED:04/06/2018	F	144.65
502752	W	04/06/2018	ACH-VICKI HUDEPOHL	014308	RECONCILED:04/06/2018		144.64

FAIRBORN CITY SCHOOL DISTRICT
SORT BY CHECK NUMBER
CHECK DATES BETWEEN 04/01/2018 AND 04/30/2018
ALL CHECKS SELECTED

CHECK	TYPE	DATE	VENDOR	VENDOR	STATUS/DATE	BANK CODE	CHECK AMOUNT
502753	W	04/13/2018	ACH-DEBORAH HAUBERG	006363	RECONCILED:04/13/2018	F	71.18
502754	W	04/13/2018	ACH-GREGORY JOHNSON	013742	RECONCILED:04/13/2018	F	40.00
502755	W	04/13/2018	ACH-JOHNNY HORNER	014303	RECONCILED:04/13/2018	F	40.00
502756	W	04/13/2018	ACH-LAUREN MILLER	013665	RECONCILED:04/13/2018		119.90
502757	W	04/13/2018	ACH-LOWES CO INC	001680	RECONCILED:04/13/2018	F	1,081.17
502758	W	04/13/2018	ACH-SAM'S CLUB DIRECT	006584	RECONCILED:04/13/2018	F (Multi-bank check)	2,820.00
502759	W	04/13/2018	ACH-TAMMIE REED	014278	RECONCILED:04/13/2018	F	155.82
502760	W	04/13/2018	ACH-TAMMY GENDREAU	140121	RECONCILED:04/13/2018		39.29
502762	W	04/20/2018	ACH-BETSY WYATT	010442	RECONCILED:04/20/2018		138.88
			FIS				
502763	W	04/20/2018	ACH-CITY OF FAIRBORN	000982	RECONCILED:04/20/2018	F	2,917.48
502764	W	04/20/2018	ACH-CITY OF FAIRBORN	000983	RECONCILED:04/20/2018	F	28,020.37
502765	W	04/20/2018	ACH-GRAINGER	001211	RECONCILED:04/20/2018	F	125.00
502766	W	04/20/2018	ACH-LAUREN MILLER	013665	RECONCILED:04/20/2018		222.72
502767	W	04/20/2018	ACH-M & R ELECTRIC MOTOR	001701	RECONCILED:04/20/2018	F	531.50
			SERVICE - ACCT #25800				
502768	W	04/20/2018	ACH-PERFECTION BAKERIES, INC	013243	RECONCILED:04/20/2018		1,899.80
			DBA AUNT MILLIE'S BAKERIES				
502769	W	04/20/2018	ACH-PICKREL BROTHERS INC	002142	RECONCILED:04/20/2018	F	717.92
502770	W	04/20/2018	ACH-REBECCA ZINK	013854	RECONCILED:04/20/2018		22.38
502771	W	04/20/2018	ACH-SMART SYSTEMS	010295	RECONCILED:04/20/2018		2,350.00
502772	W	04/27/2018	ACH-ALISE DAMSCHRODER	012255	RECONCILED:04/27/2018	F	171.66
502773	W	04/27/2018	ACH-AMERICAN BUS & ACC	004366	RECONCILED:04/27/2018	F	138.98
502774	W	04/27/2018	ACH-AVAYA INC	007223	RECONCILED:04/27/2018	F	32.20
502775	W	04/27/2018	ACH-BETSY WYATT	010442	RECONCILED:04/27/2018		104.95
			FIS				
502776	W	04/27/2018	ACH-BRIAN JETTINGHOFF	011537	RECONCILED:04/27/2018	F	330.71
502777	W	04/27/2018	ACH-CHRIS MELEASON	008257	RECONCILED:04/27/2018	F	80.82
502778	W	04/27/2018	ACH-DANIELLE WYEN	014322	RECONCILED:04/27/2018	F	36.83
502779	W	04/27/2018	ACH-GARY WALKER	004322	RECONCILED:04/27/2018	F	54.49
502780	W	04/27/2018	ACH-GRETCHEN WUDKE	013898	RECONCILED:04/27/2018	F	247.65
502781	W	04/27/2018	ACH-JENNIFER GILLESPIE	001175	RECONCILED:04/27/2018	F	44.97
			FAIRBORN INTERMEDIATE				
502782	W	04/27/2018	ACH-KATHRYN ALMANZA	014124	RECONCILED:04/27/2018	F	32.37
502783	W	04/27/2018	ACH-LAUREN MILLER	013665	RECONCILED:04/27/2018		578.10
502784	W	04/27/2018	ACH-LESA LIPSCOMB	014330	RECONCILED:04/27/2018		10.90
502785	W	04/27/2018	ACH-LISA MAHER	013654	RECONCILED:04/27/2018	F	272.65
			SPED				
502786	W	04/27/2018	ACH-RICK TAYLOR	014357	RECONCILED:04/27/2018	F	24.00
502787	W	04/27/2018	ACH-TRANS ACCESSORIES CO INC	005406	RECONCILED:04/27/2018	F	1,302.90
502788	W	04/27/2018	ACH-VICKI HUDEPOHL	014308	RECONCILED:04/27/2018		181.32
V VOIDED CHECKS			0	CHECK TOTALS	0.00		
R RECONCILED CHECKS			182	CHECK TOTALS	2,183,597.98		
W WARRANT CHECKS			230	CHECK TOTALS	372,333.69		
M MEMO CHECKS			20	CHECK TOTALS	1,491,721.40		
B REFUND CHECKS			5	CHECK TOTALS	432.00		
I INVESTMENT CHECKS			0	CHECK TOTALS	0.00		
T TRANSFER CHECKS			0	CHECK TOTALS	0.00		
D DISTRIBUTION CHECKS			0	CHECK TOTALS	0.00		
C PAYROLL CHECKS			2	CHECK TOTALS	1,857,836.63		

Date: 05/01/2018
Time: 9:40 am

FAIRBORN CITY SCHOOL DISTRICT
SORT BY CHECK NUMBER
CHECK DATES BETWEEN 04/01/2018 AND 04/30/2018
ALL CHECKS SELECTED

Page: 7
(CHEKPY)

CHECK	TYPE	DATE	VENDOR	VENDOR	STATUS/DATE	BANK CODE	CHECK AMOUNT

	MISSING CHECKS						0
**	TOTAL CHECKS (LESS VOIDED)		257	**	TOTAL NET		3,722,323.72
***	TOTAL CHECKS WRITTEN		257	***	GRAND TOTALS		3,722,323.72