

Fairborn City Schools
Cash Reconciliation
Month Ending
January 31, 2018

GENERAL OPERATING:

Fifth-Third Bank - Operating		\$1,468,411.02
------------------------------	--	----------------

Investments:

CD's, Commercial Paper, Bonds	\$8,752,278.85	
Bond/School Facilities Investments	\$34,742,791.10	
StarOhio	\$13,774,926.18	
Star Plus	<u>\$3,363,941.02</u>	
Total Investments		\$60,633,937.15

Adjustments to Bank Balance:

Outstanding Checks/ACH payments	-\$26,010.46	
Adjustments/Notes:		
NSF checks	\$677.50	
Deposits/Wire/Payments in Transit	<u>\$954,243.00</u>	
Total Adjustments to Bank Balance		\$928,910.04

Cash on Hand:

Petty Cash	\$2,300.00	
High School change fund	\$150.00	
Athletic change fund	\$2,000.00	
Cafeteria fund	<u>\$1,326.00</u>	
Total Cash on Hand		\$5,776.00

Total-All Balances		\$63,037,034.21
Total Fund Balance (FINSUM balance)		<u>\$63,037,034.21</u>
Difference, if any		<u>\$0.00</u>

Fifth-Third Payroll Clearance Account		<u><u>\$991,424.96</u></u>
---------------------------------------	--	----------------------------

Nicole Marshall
 Treasurer/CFO

Fairborn City Schools
Investment Portfolio
Period Ending January 31, 2018

Operating Accounts

<u>Certificate of Deposit Issues</u>	<u>Cusip</u>	<u>Coupon</u>	<u>Purchase Date</u>	<u>Maturity Date</u>	<u>Face Amount</u>
CD-BMO Harris Bank Chicago IL	05581WHW8	1.00%	7/29/2016	7/27/2018	\$250,000.00
CD-Discover BK Greenwood DEL	2546716L9	1.80%	9/17/2015	9/17/2018	\$250,000.00
CD-American Express Centr	02587DF60	1.65%	11/5/2015	11/5/2018	\$250,000.00
CD-Discover Bk	254672V88	1.45%	12/16/2016	12/14/2018	\$250,000.00
CD-Firstbank PR Santurce	33767AP54	1.40%	12/16/2016	12/17/2018	\$250,000.00
CD-Webbank Salt Lake City UT	947547JJ5	1.40%	12/19/2016	12/19/2018	\$250,000.00
CD-Wells Fargo Bank	9497487B7	1.20%	8/3/2016	8/5/2019	\$250,000.00
CD-State BK India New York	856284Z98	2.15%	9/11/2014	9/11/2019	\$250,000.00
CD-BMW BK North Amer Salt Lake	05580AAU8	2.10%	9/19/2014	9/19/2019	\$250,000.00
CD-Ally Bank Midvale UT	02006LT52	1.60%	12/16/2016	12/16/2019	\$250,000.00
CD-Comenity Cap Bank Utah	20033AQZ2	1.20%	7/28/2016	7/20/2020	\$250,000.00
CD-Capital One BK USA Natl Assn	140420WD8	2.25%	9/30/2015	9/30/2020	\$250,000.00
CD-Capital One National Assn VA	14042RBQ3	2.15%	11/4/2015	11/4/2020	\$250,000.00
CD-Sallie Mae BK SLT Lake City UT	795450F67	2.00%	11/15/2017	11/16/2020	\$250,000.00
CD-Synchrony Bank	87164WNS3	1.55%	7/29/2016	7/29/2021	\$250,000.00
CD-Enerbank USA UT	29266N7E1	2.10%	12/22/2017	11/30/2021	\$248,600.00
CD-ConnectOne BK Engelwood	20786ABZ7	2.30%	12/28/2017	12/28/2021	\$250,000.00
CD-PeoplesBank Codorus Valley	71030RAB1	2.30%	12/29/2017	12/29/2021	\$250,000.00
CD-Goldman Sachs Bk USA NY	38148PVB0	2.60%	12/27/2017	12/27/2022	<u>\$250,000.00</u>
Total CD's					\$4,748,600.00

U.S. Treasury/Agency Securities

Agency Security-Federal Natl Mtg Assn Note	3136G0Y54	1.38%	2/16/2017	10/30/2019	\$269,460.00
Agency Security-Federal Home Ln Mtg Corp	3134GAYY4	1.50%	12/30/2016	12/30/2019	\$1,000,000.00
Agency Security-Federal Home Loan Banks	3130AA6V5	1.00%	12/15/2016	12/15/2020	\$1,000,000.00
Agency Security-Federal Home Ln Mtg Corp	3134GAYV0	2.00%	12/30/2016	12/30/2021	<u>\$1,600,000.00</u>
Total U.S. Treasuries and Agency Securities					\$3,869,460.00

TOTAL LONG-TERM INVESTMENTS: \$8,618,060.00

Federated Government Obligations Capital	GOCXX	1.07%			\$134,218.85
StarPlus					\$3,363,941.02
StarOhio					<u>\$13,774,926.18</u>
Total StarPlus/StarOhio					\$17,138,867.20

TOTAL SHORT-TERM INVESTMENTS: \$17,273,086.05

TOTAL OPERATING INVESTMENTS: \$25,891,146.05

Fairborn City Schools
Investment Portfolio
Period Ending January 31, 2018

Bond/Construction Accounts

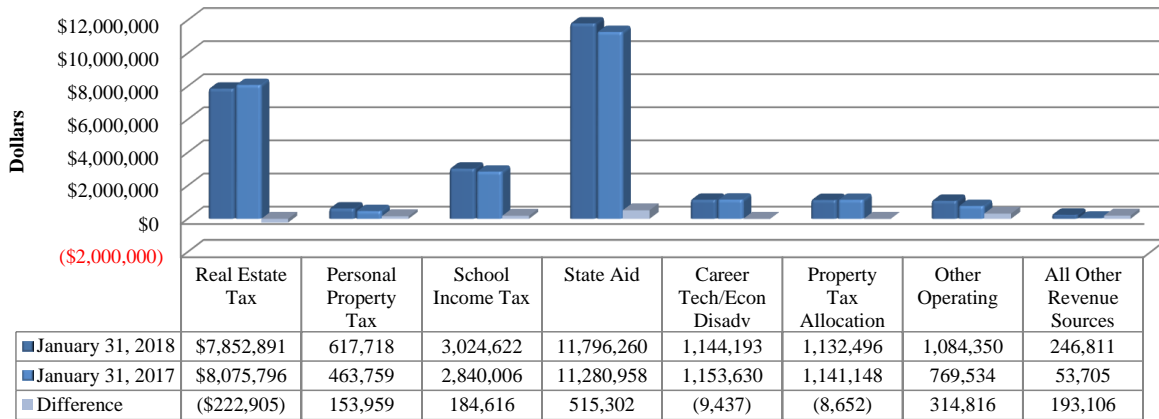
<u>Certificate of Deposit Issues</u>	<u>Cusip</u>	<u>Coupon</u>	<u>Purchase Date</u>	<u>Maturity Date</u>	<u>Face Amount</u>
					<u>\$0.00</u>
Total CD's					\$0.00
 <u>U.S. Treasury/Agency Securities</u>					
Agency Security-Federal Home Loan Banks Bond	3130A8YR8	0.95%	5/25/2017	8/23/2018	\$798,400.00
Agency Security-Federal Farm CR Bks Bond	3133ECNS9	1.10%	5/24/2017	11/6/2018	\$1,996,800.00
Agency Security-Federal Home Loan Banks	3133782M2	1.50%	5/25/2017	3/8/2019	\$2,598,190.94
Agency Security-Federal Farm CR Bks Bond	3133EHJG9	1.40%	5/25/2017	5/15/2019	\$2,324,566.27
Agency Security-Federal Home Ln Mtg Corp Mtn	3134G9LD7	1.25%	5/24/2017	5/24/2019	\$804,597.50
Agency Security-Federal Home Ln Mtg Corp Mtn	3134GAAF1	1.30%	7/28/2017	8/23/2019	\$399,200.00
Agency Security-Federal Natl Mtg Assn Note	3136G0B91	1.50%	5/25/2017	9/18/2019	\$2,633,357.95
Agency Security-Federal Home Ln Mtg Corp Mtn	3134G9KW6	1.35%	5/24/2017	11/26/2019	\$1,848,705.00
Agency Security-Federal Home Loan Banks Bond	313381HA6	1.40%	7/28/2017	12/13/2019	\$500,000.00
Agency Security-Federal Home Loan Banks	313378J77	1.88%	5/25/2017	3/13/2020	\$1,803,026.07
Agency Security-Federal Home Loan Banks	313383HU8	1.75%	5/25/2017	6/12/2020	\$578,854.32
Agency Security-Federal Farm CR Bks Bond	3133EGVK8	1.35%	7/28/2017	9/21/2020	\$497,000.00
Agency Security-Federal Farm CR Bks Bond	3133EGEU5	1.54%	5/26/2017	12/14/2020	\$748,500.00
Agency Security-Federal Natl Mtg Assn Note	3136G3WA9	1.50%	5/26/2017	1/12/2021	\$993,000.00
Agency Security-Federal Farm CR Bks Bond	3133EGRN7	1.47%	5/26/2017	2/17/2021	\$744,075.00
Agency Security-Federal Natl Mtg Assn Note	3135G0J87	1.65%	5/25/2017	4/28/2021	\$2,447,550.00
Agency Security-Federal Natl Mtg Assn Note	3136G3XZ3	1.50%	5/25/2017	7/28/2021	\$638,550.00
Agency Security-Federal Natl Mtg Assn Note	3136G3X83	1.55%	5/25/2017	8/24/2021	\$992,500.00
Agency Security-Federal Natl Mtg Assn Note	3136G35G6	1.55%	5/26/2017	9/23/2021	\$940,120.00
Agency Security-Federal Home Ln Mtg Corp Mtn	3134GAVZ4	1.63%	5/25/2017	11/23/2021	\$994,600.00
Agency Security-Federal Home Loan Banks Bond	3130A9Z46	1.60%	5/31/2017	11/26/2021	\$993,126.35
Agency Security-Federal Home Loan Banks Bond	3130AABG2	1.88%	5/31/2017	11/29/2021	\$528,910.93
Agency Security-Federal Farm CR Bks Bond	3133EHCT8	2.15%	5/24/2017	3/15/2022	\$1,816,239.58
Agency Security-Federal Farm CR Bks Bond	3133EF4A2	1.92%	5/25/2017	4/19/2022	<u>\$2,645,000.00</u>
Total U.S. Treasuries and Agency Securities					\$31,264,869.91
					TOTAL LONG-TERM INVESTMENTS: \$31,264,869.91
Federated Government Obligations IS	GOIXX	1.18%			\$3,477,921.19
					TOTAL SHORT-TERM INVESTMENTS: \$3,477,921.19
					TOTAL BOND/CONSTRUCTION INVESTMENTS: <u>\$34,742,791.10</u>

GENERAL FUND REVENUES

CURRENT YEAR-TO-DATE COMPARED TO PRIOR YEAR:

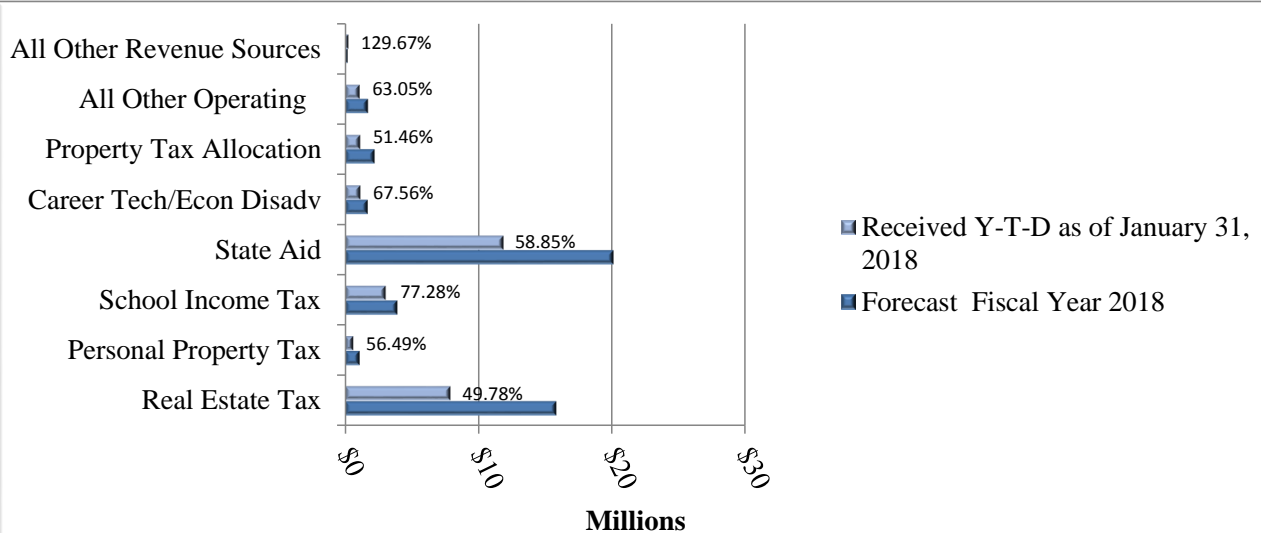
<u>Forecast</u> <u>Line Type</u>	<u>Actual Y-T-D as of</u> <u>January 31, 2018</u>	<u>Actual Y-T-D as of</u> <u>January 31, 2017</u>	<u>Difference</u>
1.01 Real Estate Tax	\$7,852,891	\$8,075,796	(\$222,905)
1.02 Personal Property Tax	617,718	463,759	153,959
1.03 School Income Tax	3,024,622	2,840,006	184,616
1.035 State Aid	11,796,260	11,280,958	515,302
1.04 Career Tech/Econ Disadv	1,144,193	1,153,630	(9,437)
1.05 Property Tax Allocation	1,132,496	1,141,148	(8,652)
1.06 Other Operating	1,084,350	769,534	314,816
2.04/.06 All Other Revenue Sources	246,811	53,705	193,106
TOTAL-ALL REVENUE	\$26,899,341	\$25,778,536	\$1,120,805

REVENUES - January 2018 Compared to January 2017



ESTIMATE OF REVENUE LEFT TO BE RECEIVED:

<u>Forecast Line</u>	<u>Revenue Type</u>	<u>Forecast</u> <u>Fiscal Year 2018</u>	<u>Received Y-T-D</u> <u>as of January 31, 2018</u>	<u>to be</u> <u>Received</u>	<u>% Received</u>
1.01	Real Estate Tax	\$15,775,050	\$7,852,891	\$7,922,159	49.78%
1.02	Personal Property Tax	1,093,441	617,718	475,723	56.49%
1.03	School Income Tax	3,913,803	3,024,622	889,181	77.28%
1.035	State Aid	20,044,742	11,796,260	8,248,482	58.85%
1.04	Career Tech/Econ Disadv	1,693,696	1,144,193	549,503	67.56%
1.05	Property Tax Allocation	2,200,584	1,132,496	1,068,088	51.46%
1.06	All Other Operating	1,719,772	1,084,350	635,422	63.05%
2.04/.06	All Other Revenue Sources	190,345	246,811	(56,466)	129.67%
	TOTAL-ALL REVENUE	\$46,631,433	\$26,899,341	\$19,732,092	57.68%

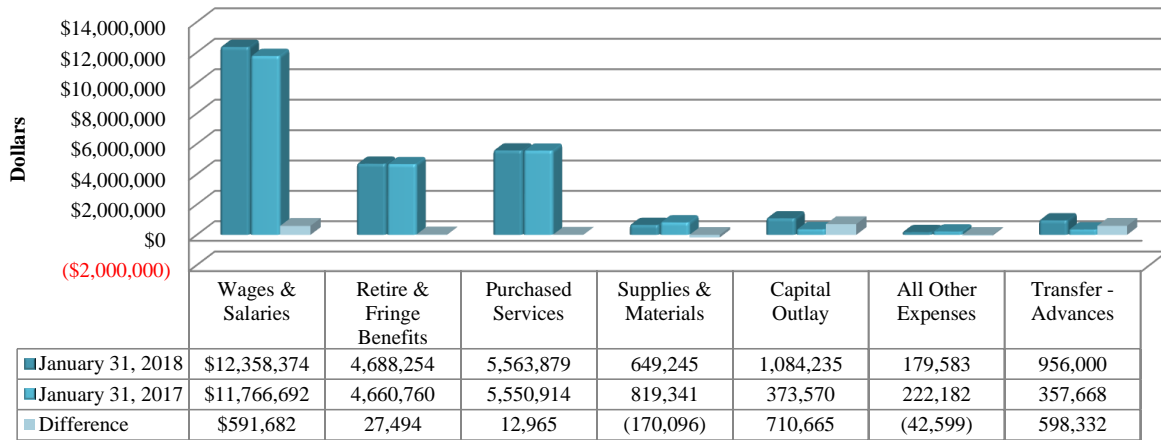


GENERAL FUND EXPENDITURES

CURRENT YEAR-TO-DATE COMPARED TO PRIOR YEAR:

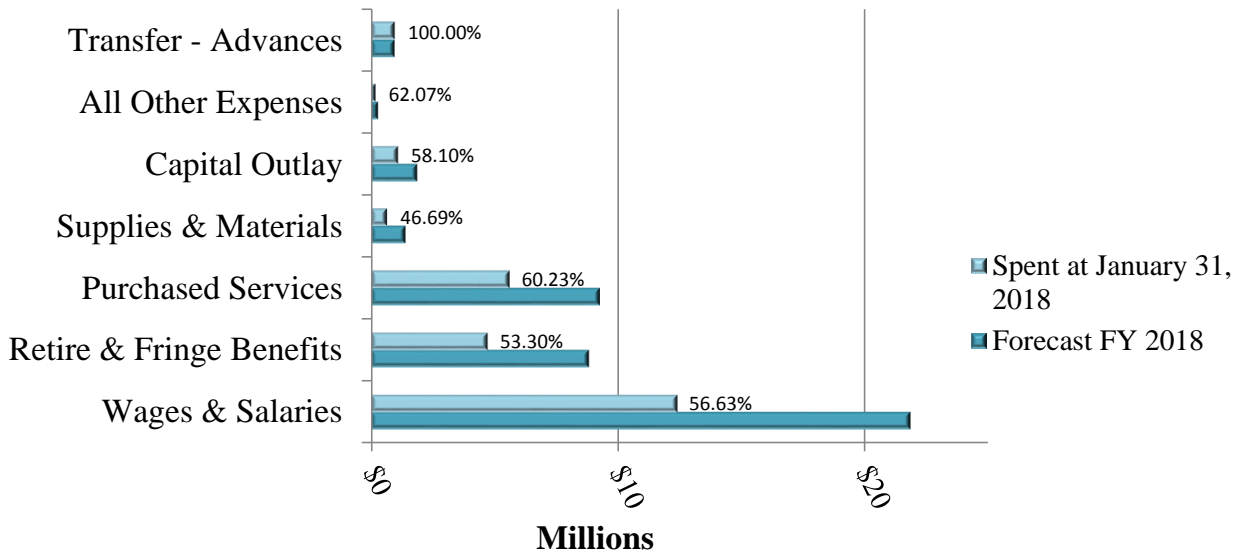
<u>Forecast Line</u>	<u>Expenditure Type</u>	<u>Spent at January 31, 2018</u>	<u>Spent at January 31, 2017</u>	<u>Difference</u>
3.01	Wages & Salaries	\$12,358,374	\$11,766,692	\$591,682
3.02	Retire & Fringe Benefits	4,688,254	4,660,760	27,494
3.03	Purchased Services	5,563,879	5,550,914	12,965
3.04	Supplies & Materials	649,245	819,341	(170,096)
3.05	Capital Outlay	1,084,235	373,570	710,665
4.3/5.03	All Other Expenses	179,583	222,182	(42,599)
5.01/.02	Transfer - Advances	956,000	357,668	598,332
TOTAL-ALL EXPENSES		\$25,479,570	\$23,751,127	\$1,728,443

EXPENDITURES - January 2018 Compared to January 2017



ESTIMATE OF EXPENDITURES LEFT TO BE SPENT:

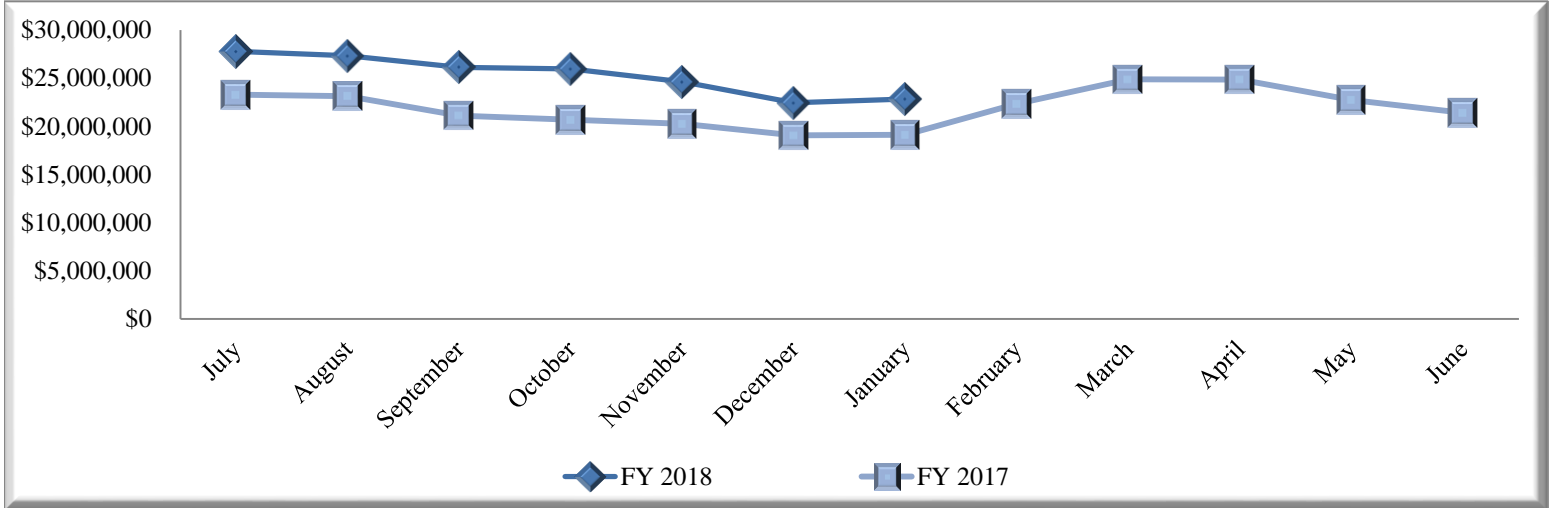
<u>Forecast Line</u>	<u>Type</u>	<u>Forecast FY 2018</u>	<u>Spent at January 31, 2018</u>	<u>Amount not Spent</u>	<u>% Spent</u>
3.01	Wages & Salaries	\$21,821,918	\$12,358,374	\$9,463,544	56.63%
3.02	Retire & Fringe Benefits	8,796,152	\$4,688,254	4,107,898	53.30%
3.03	Purchased Services	9,237,692	\$5,563,879	3,673,813	60.23%
3.04	Supplies & Materials	1,390,609	\$649,245	741,364	46.69%
3.05	Capital Outlay	1,866,170	\$1,084,235	781,935	58.10%
4.3/5.03	All Other Expenses	289,311	\$179,583	109,728	62.07%
5.01/.02	Transfer - Advances	956,000	\$956,000	0	100.00%
TOTAL-ALL EXPENSES		\$44,357,852	\$25,479,570	\$18,878,282	57.44%



GENERAL FUND BALANCE

CURRENT YEAR-TO-DATE COMPARED TO PRIOR YEAR:

	<u>FY 2018</u>	<u>FY 2017</u>	<u>Difference</u>
July	\$27,788,990	\$23,309,155	\$4,479,835
August	\$27,321,328	\$23,125,137	\$4,196,191
September	\$26,130,761	\$21,128,856	\$5,001,905
October	\$25,970,670	\$20,695,722	\$5,274,948
November	\$24,636,042	\$20,255,339	\$4,380,703
December	\$22,451,333	\$19,068,756	\$3,382,577
January	\$22,829,533	\$19,114,249	\$3,715,284
February		\$22,350,232	
March		\$24,886,446	
April		\$24,873,371	
May		\$22,731,290	
June		\$21,409,759	



	<u>January 31, 2018</u>	<u>January 31, 2017</u>	<u>Difference</u>
Fund Balance before Encumbrances	\$22,829,533	\$19,114,249	\$3,715,284
Less Outstanding Encumbrances	\$4,666,846	\$4,566,854	\$99,992
Fund Balance after Encumbrances	\$18,162,687	\$14,547,395	\$3,615,292

Processing Month: January 2018

(FINSUM)

FAIRBORN CITY SCHOOL DISTRICT

Fnd	Sc	Description	Beginning Balance	MTD Revenues	FYTD Revenues	MTD Expenditures	FYTD Expenditures	Current Available Balance
001	0000	GENERAL FUND	19,054,203.97	3,709,694.43	26,823,869.22	3,258,820.51	24,642,406.28	21,235,666.91
001	9319	PUBLIC RELATIONS/SIGNAGE/	2,324.00	.00	6,150.00	.00	4,628.80	3,845.20
001	9412	GEN FUND HB412 SET-ASIDE	604,983.14	.00	.00	112,277.09	740,827.58	135,844.44-
001	9509	GEN FUND-SPECIAL ED CAFS	1,760,925.20	54,463.06	69,323.35	12,205.71	78,485.46	1,751,763.09
001	9886	FAIRBORN DIGITAL ACADEMY	12,674.12-	.00	.00	2,652.91	13,221.16	25,895.28-
002	0000	BOND FUND-PASSED 1997	1,060,771.94	59,000.00	672,549.23	.00	1,242,022.50	491,298.67
002	9117	BOND FUND - OSFC PASSED 2	859,795.59	77,000.00	818,327.19	.00	1,506,496.43	171,626.35
003	0000	PERMANENT IMPROVEMENT FUN	1,000,000.00	.00	500,000.00	.00	196,955.72	1,303,044.28
004	9016	SCHOOL CONSTRUCTION FUND	7,000,000.00	.00	.00	.00	.00	7,000,000.00
004	916I	SCHOOL CONSTRUCTION FUND	2,486.63	2,578.33	51,067.08	.00	.00	53,553.71
006	0000	LUNCHROOM	1,958,567.40	163,350.14	920,781.92	179,291.25	996,745.45	1,882,603.87
007	9010	VOLUNTEER APPRECIATION TR	486.55	.94	3.80	.00	.00	490.35
007	9105	HUELSMAN FUND	2,263.09	4.38	17.66	.00	.00	2,280.75
007	9184	CHEMICAL INTERVENTION	576.14	1.12	4.49	.00	.00	580.63
007	9188	HALL OF HONOR FUND	889.93	1.72	6.94	.00	.00	896.87
008	9090	H K BAKER TEACHER EXCELL	20,151.81	39.03	157.26	.00	.00	20,309.07
008	9187	TEACHER GRANTS/SCHNEIDER	12,217.89	23.66	95.35	.00	.00	12,313.24
010	9117	SCHOOL CONSTRUCTION FUND	27,531,521.00	.00	.00	102,460.47	376,271.83	27,155,249.17
010	917I	SCHOOL CONSTRUCTION FUND	5,508.47	10,001.11	199,300.08	.00	.00	204,808.55
010	9217	SCHOOL CONSTRUCTION FUND	607,747.00	.00	434,909.00	87,281.13	320,302.83	722,353.17
010	927I	SCHOOL CONSTRUCTION FUND	1,555.21	1,401.47	5,326.08	.00	.00	6,881.29
014	9009	OCPD DRUG FREE SCHL PROJ	765.35	.00	.00	.00	.00	765.35
014	9210	GIFTED STUDENTS ACCOUNT	9.88	.00	.00	.00	.00	9.88
018	9003	HS SUPPORT FUND	6,466.73	1,118.24	4,689.41	555.24	5,812.50	5,343.64
018	9004	BAKER MIDDLE SCHL-SUPPORT	20,118.64	212.70	1,227.77	.00	137.05	21,209.36
018	9009	PRIMARY SUPPORT FUND	37,400.86	1,548.51	20,200.91	615.45	13,312.38	44,289.39
018	9010	INTERMEDIATE SUPPORT FUND	17,675.68	.00	4,075.75	130.54	4,260.99	17,490.44
018	9013	TRANSPORTATION DEPT SUPPO	221.87	106.15	106.15	.00	.00	328.02
018	9014	MAINTENANCE DEPT SUPPORT	580.45	.00	.00	.00	.00	580.45
019	9701	MEYER FOUNDATION - SPECIA	295.55	.00	.00	.00	295.55	.00
019	9702	MAC GRANT - FIS	71.49	.00	.00	.00	.00	71.49
019	9703	GPD EMPLOYEES FDN GRANT -	209.15	.00	.00	.00	.00	209.15
019	9704	LOWE'S EDUCATIONAL FDN GR	9,500.00	.00	.00	.00	.00	9,500.00
019	9705	SUBWAY TECH GRANT - MACFA	.00	.00	300.00	.00	.00	300.00
019	9706	LOCAL GRANT - HOMELESS LI	.00	.00	2,500.00	.00	.00	2,500.00
019	9801	BASEBALL STADIUM RENOVATI	.00	.00	34,295.00	.00	.00	34,295.00
022	9189	DISTRICT TOURNAMENT - GIR	.00	.00	275.00	.00	275.00	.00
034	9117	CLASSROOM FACILITIES MAIN	83,865.30	6,000.00	74,641.39	.00	369.61	158,137.08
035	0000	TERMINATION BENEFITS FUND	677,501.13	.00	450,000.00	.00	124,359.51	1,003,141.62
200	9012	MULTI HANDICAP STDT FUND	1,524.61	2.95	11.89	.00	.00	1,536.50
200	9013	MULTI HANDICAP STDT FUND	2,951.56	5.64	22.96	35.30	39.94	2,934.58
200	9014	MULTI HANCICAP STDT FUND	25.69	.00	.00	.00	.00	25.69
200	9117	CLASS OF 2017	12,711.44	.00	.00	.00	12,711.44	.00
200	9118	CLASS OF 2018	5,571.02	13,746.73	82,444.47	269.64-	43,906.76	44,108.73
200	9119	CLASS OF 2019	2,838.86	185.66	8,278.29	.00	4,268.09	6,849.06
200	9120	CLASS OF 2020	1,160.68	570.00-	304.30	.00	136.91	1,328.07

FINANCIAL SUMMARY REPORT
Processing Month: January 2018
FAIRBORN CITY SCHOOL DISTRICT

Fnd	Sc	Description	Beginning Balance	MTD Revenues	FYTD Revenues	MTD Expenditures	FYTD Expenditures	Current Available Balance
200	9121	STUDENT ACT ART FHS	2,261.53	4.61	164.12	.00	24.53	2,401.12
200	9123	STUDENT ACT DRAMA FHS	8,232.73	15.95	64.24	.00	.00	8,296.97
200	9124	STUDENT ACT FRENCH FHS	1.48	.00	.00	.00	.00	1.48
200	9128	STUDENT ACT MEDIA CLUB	1,538.64	3.00	385.46	.00	362.86	1,561.24
200	9129	STUDENT ACT NHS FHS	4,368.52	6.00	568.26	.00	1,783.98	3,152.80
200	9132	STUDENT ACT SCIENCE FHS	968.64	.00	.00	.00	.00	968.64
200	9133	STUDENT ACT SPANISH FHS	615.46	.00	.00	.00	15.27	600.19
200	9135	STUDENT ACT ST CNCL FHS	25,265.25	1,366.63	15,517.47	218.50	9,494.99	31,287.73
200	9136	VARSITY CLUB (SOC. SERV.)	2,604.53	5.11	1,320.01	50.97	1,266.47	2,658.07
200	9139	STUDENT ACT ST AMBASSADO	374.73	.00	1,139.40	.00	1,417.56	96.57
200	9141	ROTC FUNDRAISING/LOCAL FU	8,514.41	199.87	15,367.25	2,498.53	17,703.77	6,177.89
200	9146	FHS MUSE MACHINE	2,100.25	4.07	16.38	.00	.00	2,116.63
200	9157	HS YEARBOOK 2016-2017	42,495.12	.00	150.44	.00	42,645.56	.00
200	9158	HS YEARBOOK 2017-2018	.00	3,054.40	40,058.57	715.73	4,310.97	35,747.60
200	9221	CLASS OF 2021	.00	.00	1,028.24	578.92	578.92	449.32
200	9229	STUDENT ACT NHS BMS	459.27	.00	2,040.00	242.62	1,408.11	1,091.16
200	9232	STUDENT ACT SCIENCE BMS	491.91	.00	540.25	80.00	530.52	501.64
200	9235	STUDENT ACT ST CNCL BMS	11,493.16	221.31	373.40	425.83	776.89	11,089.67
200	9237	STUDENT ACT YEARBOOK BM	3,603.20	101.54	972.67	.00	.00	4,575.87
200	9238	STUDENT ACT DEST IMAG BM	350.00	.00	.00	.00	.00	350.00
200	9239	STUDENT ACT ST ENTERPRIS	2,398.07	4.64	18.72	.00	.00	2,416.79
200	9242	STUDENT ACT BMS STAGE/SC	1,568.88	3.49	881.13	.00	635.11	1,814.90
200	9243	STUDENT ACT BMS ART CLUB	25.81	.00	.00	.00	.00	25.81
200	9244	STUDENT ACT BMS POWER OF	1,959.61	3.02	14.14	400.00	400.00	1,573.75
200	9245	STUDENT ACT BMS 8TH GRAD	941.94	.00	16,913.57	7,092.20	16,499.00	1,356.51
200	9246	STUDENT ACT ENVIRONMENTAL	.00	.00	90.00	.00	.00	90.00
200	9247	INTERACT CLUB - FHS	669.22	290.00	1,941.62	275.71	1,714.96	895.88
300	9160	MARCHING BAND FHS	15,724.32	61.35	3,298.36	.00	5,309.52	13,713.16
300	9161	CHOIR FHS	40,719.05	25.72	5,332.94	324.40	7,174.41	38,877.58
300	9162	ORCHESTRA FHS	20,630.61	96.63	3,007.77	200.00	938.31	22,700.07
300	9180	ATHLETIC SPORTS ORIENTED	17,176.69	8,340.52	119,649.57	1,676.47	83,223.88	53,602.38
300	9192	J H CHEER	6.52	.00	.00	.00	.00	6.52
300	9262	BAND BMS	2,380.79	39.70	63.72	.00	.00	2,444.51
401	9217	BETHLEHEM LUTHERAN AUX FY	848.99	.00	.00	.00	848.99	.00
401	9218	BETHLEHEM LUTHERAN AUX FY	.00	.00	32,260.29	12,583.32	42,148.00	9,887.71-
439	9217	ECS PRE-K FY17	108,122.29-	.00	108,483.81	.00	361.52	.00
439	9218	ECS PRE-K FY18	.00	.00	12,814.75	4,993.88	21,843.85	9,029.10-
451	9217	ONE NET CONNECTIVITY FY17	7,200.00	.00	.00	.00	7,200.00	.00
451	9218	ONE NET CONNECTIVITY FY18	7,200.00	.00	.00	.00	7,200.00	.00
451	9219	ONE NET CONNECTIVITY FY19	.00	.00	3,600.00	.00	.00	3,600.00
499	9215	MISC STATE GRANT LOCAL GO	6,000.00	.00	.00	.00	.00	6,000.00
499	9217	MISC STATE GRANT PSYCH IN	2,390.23-	.00	7,252.37	.00	4,862.14	.00
499	9218	MISC STATE GRANT PSYCH IN	.00	.00	6,089.64	1,944.88	9,979.40	3,889.76-
499	9917	ODNR - ARCHERY GRANT - J.	164.00	.00	.00	.00	.00	164.00
516	9217	IDEA-B FY17	64,456.95-	.00	240,855.41	.00	176,398.46	.00
516	9218	IDEA-B FY18	.00	.00	235,684.67	80,443.34	393,661.81	157,977.14-

F I N A N C I A L S U M M A R Y R E P O R T
 Processing Month: January 2018
 FAIRBORN CITY SCHOOL DISTRICT

Fnd	Sc	Description	Beginning Balance	MTD Revenues	FYTD Revenues	MTD Expenditures	FYTD Expenditures	Current Available Balance
551	9217	TITLE III LEP FY17	709.31-	.00	2,494.28	.00	1,784.97	.00
551	9218	TITLE III LEP FY18	.00	.00	2,373.33	740.90	4,005.19	1,631.86-
572	9217	TITLE I FY17	108,666.43-	.00	331,832.57	.00	223,166.14	.00
572	9218	TITLE I FY18	.00	.00	357,176.46	102,854.47	569,951.73	212,775.27-
587	9217	ECE SPEC ED FY17	7,134.40-	.00	17,163.20	.00	10,028.80	.00
587	9218	ECE SPEC ED FY18	.00	.00	5,370.27	1,872.74	9,479.65	4,109.38-
590	9217	TITLE IIA ITQ FY17	19,308.81-	.00	56,995.44	.00	37,686.63	.00
590	9218	TITLE IIA ITQ FY18	.00	.00	48,197.99	15,179.72	78,715.27	30,517.28-
599	9218	TITLE IV - STUDENT SUPPOR	.00	.00	.00	8,333.69	8,333.69	8,333.69-
Grand Total All Funds			62,286,331.69	4,113,763.59	32884,824.12	3,999,782.78	32134,121.60	63037,034.21
Total Invested Funds			.00					

Account Description	Appropriation	Expended	% Exp	Encumbered	Balance
General Fund					
100 PERSONAL SERVICES - SALARIES	21,277,392.70	12,358,374.16	58.1%	0.00	8,919,018.54
200 EMPLOYEES RETIRE. & INSUR. BEN	8,794,587.60	4,688,253.68	53.3%	296,172.21	3,810,161.71
400 PURCHASED SERVICES	11,490,443.09	5,563,878.94	48.4%	3,768,084.18	2,158,479.97
500 SUPPLIES AND MATERIALS	1,967,977.54	649,245.32	33.0%	430,244.39	888,487.83
600 CAPITAL OUTLAY	1,837,764.57	1,084,235.38	59.0%	122,505.90	631,023.29
800 MISCELLANEOUS OBJECTS	348,612.32	179,581.80	51.5%	49,838.85	119,191.67
900 OTHER USES OF FUNDS	856,000.00	956,000.00	111.7%	0.00	100,000.00-
Total General Fund	46,572,777.82	25,479,569.28	54.7%	4,666,845.53	16,426,363.01
Other Funds					
002 BOND RETIREMENT	3,641,218.07	2,748,518.93	75.5%	769,531.25	123,167.89
003 PERMANENT IMPROVEMENT	1,000,000.00	196,955.72	19.7%	151,261.73	651,782.55
004 BUILDING	2,603,517.00	0.00	0.0%	103,517.00	2,500,000.00
006 FOOD SERVICE	1,827,158.53	996,745.45	54.6%	488,412.23	342,000.85
007 SPECIAL TRUST	500.00	0.00	0.0%	0.00	500.00
008 ENDOWMENT	500.00	0.00	0.0%	0.00	500.00
010 CLASSROOM FACILITIES	12,375,923.67	696,574.66	5.6%	4,797,944.01	6,881,405.00
014 ROTARY-INTERNAL SERVICES	775.23	0.00	0.0%	0.00	775.23
018 PUBLIC SCHOOL SUPPORT	105,696.40	23,522.92	22.3%	9,392.07	72,781.41
019 OTHER GRANT	44,671.19	295.55	0.7%	29,295.00	15,080.64
022 DISTRICT AGENCY	1,000.00	275.00	27.5%	0.00	725.00
034 CLASSROOM FACILITIES MAINT.	1,200.00	369.61	30.8%	0.00	830.39
035 TERMINATION BENEFITS - HB426	475,869.93	124,359.51	26.1%	10,959.65	340,550.77
200 STUDENT MANAGED ACTIVITY	401,252.04	162,632.61	40.5%	128,926.35	109,693.08
300 DISTRICT MANAGED ACTIVITY	199,292.28	96,646.12	48.5%	30,838.33	71,807.83
401 AUXILIARY SERVICES	65,348.99	42,996.99	65.8%	5,014.16	17,337.84
439 PUBLIC SCHOOL PRESCHOOL	192,361.52	22,205.37	11.5%	533.59	169,622.56
451 DATA COMMUNICATION FUND	14,400.00	14,400.00	100.0%	0.00	0.00
499 MISCELLANEOUS STATE GRANT FUND	38,314.57	14,841.54	38.7%	140.91	23,332.12
516 IDEA PART B GRANTS	1,201,253.00	570,060.27	47.5%	4,351.18	626,841.55
551 LIMITED ENGLISH PROFICIENCY	44,461.16	5,790.16	13.0%	49.89	38,621.11
572 TITLE I DISADVANTAGED CHILDREN	2,024,220.92	793,117.87	39.2%	10,188.00	1,220,915.05
587 IDEA PRESCHOOL-HANDICAPPED	71,249.57	19,508.45	27.4%	140.16	51,600.96
590 IMPROVING TEACHER QUALITY	328,298.82	116,401.90	35.5%	4,666.50	207,230.42
599 MISCELLANEOUS FED. GRANT FUND	28,939.05	8,333.69	28.8%	1,266.31	19,339.05
Total Other Funds	26,687,421.94	6,654,552.32	24.9%	6,546,428.32	13,486,441.30
Grand Total All Funds	73,260,199.76	32,134,121.60	43.9%	11,213,273.85	29,912,804.31

July 1 Beginning Cash Balance (All Funds): 62,286,331.69

Total MTD Receipts: 4,113,763.59 FYTD Receipts: 32,884,824.12

Current Cash Balance (All Funds): 63,037,034.21

Date: 02/02/2018
 Time: 6:52 am

FAIRBORN CITY SCHOOL DISTRICT
 SORT BY CHECK NUMBER
 CHECK DATES BETWEEN 01/01/2018 AND 01/31/2018
 ALL CHECKS SELECTED

Page: 1
 (CHEKPY)

CHECK	TYPE	DATE	VENDOR	VENDOR	STATUS/DATE	BANK CODE	CHECK AMOUNT
002601	C	01/05/2018	FAIRBORN CSD-PAYROLL	900002	RECONCILED:01/05/2018	(Multi-bank check)	947,787.68
002602	M	01/04/2018	DAYTON POWER & LIGHT	900035		F	23,978.53
002603	M	01/04/2018	GORDON FOOD SERVICE PAYMENT PROCESSING CENTER	900011			15,662.10
002604	M	01/10/2018	AMERICAN FIDELITY	900040		(Multi-bank check)	53,982.00
002605	M	01/10/2018	5/3 BANK MEDICARE MEMO VENDOR	901819		F (Multi-bank check)	12,754.20
002606	M	01/10/2018	STATE TEACHERS RETIREMENT SYST	902561		F	5,702.32
002607	M	01/10/2018	SCHOOL EMPLOYEE RETIRE SYSTEM	902557		(Multi-bank check)	1,463.55
002608	M	01/11/2018	FIFTH THIRD BANK	900010		F	472.76
002609	C	01/19/2018	FAIRBORN CSD-PAYROLL	900002	RECONCILED:01/19/2018	(Multi-bank check)	900,861.28
002610	M	01/23/2018	AMERICAN UNITED LIFE INS CO MEMO VENDOR	900025		F (Multi-bank check)	3,018.46
002611	M	01/23/2018	SOUTHWESTERN OH EPC-MEDICAL MEMO VENDOR	900039		F (Multi-bank check)	405,652.11
002612	M	01/23/2018	AMERICAN FIDELITY	900040		F	18.00
002613	M	01/23/2018	SOUTHWESTERN OH EPC-DENTAL	900041		F (Multi-bank check)	24,536.53
002614	M	01/23/2018	5/3 BANK MEDICARE MEMO VENDOR	901819		F (Multi-bank check)	12,076.98
002615	M	01/23/2018	SCHOOL EMPLOYEE RETIRE SYSTEM	902557		(Multi-bank check)	1,463.55
002616	M	01/23/2018	STATE TEACHERS RETIREMENT SYST	902561		F	5,702.32
002617	M	01/26/2018	STRS-FOUNDATION	900003		F (Multi-bank check)	220,396.00
002618	M	01/26/2018	SERS-FOUNDATION	900004		F (Multi-bank check)	69,650.00
002619	M	01/26/2018	FOUNDATION/STATE OF OHIO MEMO VENDOR	900013		F	518,244.02
002621	M	01/30/2018	INCOME TAX DEPT OF OHIO MEMO VENDOR	900014		F	12,114.45
002622	M	01/31/2018	GORDON FOOD SERVICE PAYMENT PROCESSING CENTER	900011			65,534.53
002623	M	01/31/2018	FIFTH THIRD BANK CREDIT CARD MEMO VENDOR	900021		(Multi-bank check)	5,093.58
002624	M	01/31/2018	DAYTON POWER & LIGHT	900035		F	740.34
085748	W	01/05/2018	ABSOLUTE ELECTRICAL CONTRACTOR	014228	RECONCILED:01/11/2018	F	3,918.75
085749	W	01/05/2018	AT&T	010971	RECONCILED:01/09/2018	F	48.67
085750	W	01/05/2018	BARBARA SKUSA	014031	RECONCILED:01/10/2018	F	169.33
085751	W	01/05/2018	BRICKER & ECKLER	013967	RECONCILED:01/08/2018	F	10,719.27
085752	W	01/05/2018	DAYTON TRANE WAIBEL ENERGY SYSTEMS	002678	RECONCILED:01/09/2018	F	2,821.00
085753	W	01/05/2018	GARDNER-TOBIN, INC.	001125	RECONCILED:01/09/2018	F	41.60
085754	W	01/05/2018	HOME DEPOT CREDIT SERVICES DEPT 32-2502838786	007652	RECONCILED:01/11/2018	F	309.84
085755	W	01/05/2018	MMH SERVICE MICHAEL HARM	014146	RECONCILED:01/09/2018	F	5,147.22
085756	W	01/05/2018	NAVIANCE, INC.	014364	RECONCILED:01/08/2018		8,200.00
085757	W	01/05/2018	NEOLA, INC	006615	RECONCILED:01/11/2018	F	1,225.00
085758	W	01/05/2018	OFFICE DEPOT	011065	RECONCILED:01/08/2018	F	84.82
085759	W	01/05/2018	POWELL COMPANY LTD	001207	RECONCILED:01/10/2018	F	1,780.39
085760	W	01/05/2018	SUBURBAN PROPANE-7670	002233	RECONCILED:01/16/2018	F	871.58
085761	W	01/05/2018	TREASURER OF STATE OF OHIO DAVE YOST, AUDITOR OF STATE	004202	RECONCILED:01/09/2018	F	6,465.70
085762	W	01/05/2018	US BANK EQUIPMENT FINANCE	013452	RECONCILED:01/09/2018	F	16,888.45
085763	W	01/05/2018	US HEALTHWORKS MEDICAL	013119	RECONCILED:01/08/2018	F	35.00

XC

FAIRBORN CITY SCHOOL DISTRICT
 SORT BY CHECK NUMBER
 CHECK DATES BETWEEN 01/01/2018 AND 01/31/2018
 ALL CHECKS SELECTED

CHECK	TYPE	DATE	VENDOR	VENDOR	STATUS/DATE	BANK CODE	CHECK AMOUNT
085764	W	01/05/2018	GROUP, OH, INC	014272	RECONCILED:01/25/2018	F	18,000.00
085765	W	01/12/2018	VINSON CONSULTING GROUP	013110	RECONCILED:01/17/2018	F	1,500.00
085766	W	01/12/2018	A-1 ABLE PEST DOCTORS	000023	RECONCILED:01/18/2018		150.00
085767	W	01/12/2018	ABSOLUTE MUSIC	000032	RECONCILED:01/16/2018	F	99.95
085768	W	01/12/2018	ACME SPRING				
085768	W	01/12/2018	HEAVY DUTY DIVISION	005355	RECONCILED:01/30/2018	F	275.73
085769	W	01/12/2018	AFFORDABLE GLASS & MIRROR INC	007488	RECONCILED:01/16/2018	F	38.45
085770	W	01/12/2018	AQUA FALLS BOTTLED WATER	010971	RECONCILED:01/17/2018	F	131.22
085771	W	01/12/2018	AT&T	000552	RECONCILED:01/16/2018		453.69
085772	W	01/12/2018	CINTAS CORP #G62	014363	RECONCILED:01/17/2018		400.00
085773	W	01/12/2018	CITIZEN X INC				
085773	W	01/12/2018	PENOHIO	014129		F	960.00
085774	W	01/12/2018	CMTICKEL ENTERPRISES				
085774	W	01/12/2018	CRAIG TICKEL	011477	RECONCILED:01/16/2018	F	154.87
085775	W	01/12/2018	D & S AUTO PARTS, INC	000767	RECONCILED:01/16/2018	F	40.00
085776	W	01/12/2018	DAYTON STENCIL WORKS INC	002678	RECONCILED:01/17/2018	F	594.76
085777	W	01/12/2018	DAYTON TRANE				
085777	W	01/12/2018	WAIBEL ENERGY SYSTEMS	011491	RECONCILED:01/18/2018	F	209.00
085778	W	01/12/2018	DEER HEATING & COOLING INC	013855	RECONCILED:01/23/2018	F	106,547.00
085779	W	01/12/2018	FORWARD EDGE, INC	013186	RECONCILED:01/18/2018	F	2,656.00
085780	W	01/12/2018	FROST BROWN TODD LLC	001157	RECONCILED:01/17/2018	F	134.92
085781	W	01/12/2018	GENUINE AUTO PARTS	010570			470.00
085782	W	01/12/2018	GREENE CO COMMUNITY FOUNDATION	001220	RECONCILED:01/17/2018	F	11,800.00
085783	W	01/12/2018	GREENE CO EDUC SERVICE CENTER	002153	RECONCILED:01/23/2018		560.00
085784	W	01/12/2018	HALLRICH INC.	001274	RECONCILED:01/16/2018	F	1,612.91
085785	W	01/12/2018	HANDYMAN ACE HARDWARE				
085785	W	01/12/2018	ATTN: ACCOUNTS RECEIVABLE	001384	RECONCILED:01/16/2018	F	2,316.00
085786	W	01/12/2018	HM RECEIVABLES CO LLC	001824	RECONCILED:01/18/2018	F	9,723.77
085787	W	01/12/2018	INTERSTATE BILLING	001601	RECONCILED:01/16/2018		417.24
085787	W	01/12/2018	KROGER - CINCINNATI CUSTOMER CHARGES			(Multi-bank check)	
085788	W	01/12/2018	MADISON-CHAMPAIGN ESC	000517	RECONCILED:01/17/2018	F	170.00
085788	W	01/12/2018	ATTN PRE-SERVICE DEPARTMENT				
085789	W	01/12/2018	MAILFINANCE INC	014201	RECONCILED:01/18/2018	F	25,000.00
085790	W	01/12/2018	MATTHEW C WESTERFIELD	014166	RECONCILED:01/17/2018		103.52
085791	W	01/12/2018	MC MOBILITY SYSTEMS	014634	RECONCILED:01/16/2018	F	939.93
085792	W	01/12/2018	MOONLIGHT SECURITY INC	014297	RECONCILED:01/17/2018		161.00
085793	W	01/12/2018	NATIONS ROOF LLC	014345	RECONCILED:01/16/2018	F	10,790.00
085794	W	01/12/2018	OAEP	012342	RECONCILED:01/22/2018	F	60.00
085795	W	01/12/2018	OFFICE DEPOT	011065	RECONCILED:01/16/2018	F	1,029.17
085796	W	01/12/2018	PAULUS LAWN AND LANDSCAPE	013957	RECONCILED:01/18/2018	F	1,165.00
085797	W	01/12/2018	PEPSI-COLA GEN BOT IN	008905	RECONCILED:01/19/2018		1,026.09
085798	W	01/12/2018	S&D/OSTERFELD	011377	RECONCILED:01/16/2018		8,610.70
085799	W	01/12/2018	SOLID BLEND TECHNOLOGIES	010308	RECONCILED:01/17/2018	F	229.17
085800	W	01/12/2018	STECK & STEVENS SPT.WEAR	002567	RECONCILED:01/16/2018		313.90
085801	W	01/12/2018	SYNCB/AMAZON	012932	RECONCILED:01/17/2018	F	1,645.12
085802	W	01/12/2018	TEACHLOGIC INC.	012769		F	79.63
085803	W	01/12/2018	TIME WARNER CABLE	013871	RECONCILED:01/22/2018	F	1,046.99
085804	W	01/12/2018	TRACTOR SUPPLY CREDIT PLAN	002616	RECONCILED:01/18/2018	F	492.93
085804	W	01/12/2018	DEPT. 30 - 1202598155				
085805	W	01/12/2018	TREETOP PRODUCTS INC	014290	RECONCILED:01/18/2018	F	1,792.16
085806	W	01/12/2018	TYCO INTEGRATED SECURITY LLC	008177	RECONCILED:01/17/2018	F	1,907.75

Date: 02/02/2018
 Time: 6:52 am

FAIRBORN CITY SCHOOL DISTRICT
 SORT BY CHECK NUMBER
 CHECK DATES BETWEEN 01/01/2018 AND 01/31/2018
 ALL CHECKS SELECTED

Page: 3
 (CHEKPY)

CHECK	TYPE	DATE	VENDOR	VENDOR	STATUS/DATE	BANK CODE	CHECK AMOUNT
085807	W	01/12/2018	US BANK	013310	RECONCILED:01/17/2018		62.39
085808	W	01/12/2018	W R HACKETT	010466	RECONCILED:01/17/2018		10,059.75
085809	W	01/12/2018	WASTE MANAGEMENT OF OHIO, INC	007545	RECONCILED:01/18/2018	F (Multi-bank check)	8,786.66
085810	W	01/12/2018	WEILER WELDING INC., CO	002825	RECONCILED:01/19/2018	F	92.38
085811	W	01/12/2018	ZANER BLOSER CO	002953	RECONCILED:01/16/2018		10,416.04
085812	W	01/19/2018	BELLBROOK-SUGARCREEK SCHOOLS	000298	RECONCILED:01/26/2018		150.00
085813	W	01/19/2018	CARSON DELLOSA PUBLISHING CO	006596		F	57.95
085814	W	01/19/2018	DIRECT ENERGY BUSINESS	013779	RECONCILED:01/23/2018	F (Multi-bank check)	20,564.03
085815	W	01/19/2018	FORWARD EDGE, INC	013855	RECONCILED:01/30/2018	F	375.00
085816	W	01/19/2018	GREENE COUNTY COMBINED HEALTH DISTRICT	001228	RECONCILED:01/24/2018		2,518.00
085817	W	01/19/2018	HAWTHORNE EDUC SERVICES INC	004892	RECONCILED:01/31/2018	F	48.50
085818	W	01/19/2018	HEMISPHERE EDUCATIONAL TRAVEL	014137	RECONCILED:01/24/2018		7,092.20
085819	W	01/19/2018	HOLLON FLOWERS	001370	RECONCILED:01/26/2018		106.95
085820	W	01/19/2018	JEAN KREMER	014145	RECONCILED:01/19/2018	F	2,808.00
085821	W	01/19/2018	KOCH EMBROIDERY AND SPORTING GOODS	014280	RECONCILED:01/25/2018		125.00
085822	W	01/19/2018	LITERACY RESOURCES INC	014319			463.94
085823	W	01/19/2018	MR BUTTON PRODUCTS INC	014360			298.00
085824	W	01/19/2018	NORTHMONT CITY SCHOOLS	013976			80.00
085825	W	01/19/2018	OFFICE DEPOT	011065	RECONCILED:01/23/2018	F	1,708.13
085826	W	01/19/2018	OHIO DEPT OF JOB & FAMILY SERVICES	010994	RECONCILED:01/30/2018	F	2.25
085827	W	01/19/2018	OHIO EDISON CO	002031	RECONCILED:01/22/2018		943.18
085828	W	01/19/2018	SHP LEADING DESIGN	013081	RECONCILED:01/22/2018		189,741.60
085829	W	01/19/2018	SMART TEMPS LLC	013195			124.00
085830	W	01/19/2018	SMITHFOODS INC	014262	RECONCILED:01/22/2018		10,407.13
085831	W	01/19/2018	SOITA	002505		F	4,180.00
085832	W	01/19/2018	TCA GRAPHICS	007371	RECONCILED:01/22/2018		492.70
085833	W	01/19/2018	TIME WARNER CABLE	013871	RECONCILED:01/26/2018	F	1,877.50
085834	W	01/19/2018	TRUMPET BEHAVIORAL HEALTH	014120	RECONCILED:01/25/2018	F	3,097.48
085835	W	01/19/2018	US HEALTHWORKS MEDICAL GROUP, OH, INC	013119	RECONCILED:01/24/2018	F	130.00
085836	W	01/19/2018	VECTREN ENERGY DELIVERY	007844	RECONCILED:01/23/2018	F (Multi-bank check)	9,847.34
085837	W	01/19/2018	YP PO BOX 5010	008919	RECONCILED:01/23/2018	F	505.00
085838	B	01/19/2018	MELINDA CURRY	014368			30.00
085839	W	01/26/2018	AIM MEDIA MIDWEST	014271		F	91.86
085840	W	01/26/2018	AQUA FALLS BOTTLED WATER	007488	RECONCILED:01/29/2018	F	20.70
085841	W	01/26/2018	ARAMARK UNIFORM SERVICES	003755	RECONCILED:01/31/2018	F (Multi-bank check)	12,963.84
085842	W	01/26/2018	BEELIGHTING INC	014337	RECONCILED:01/31/2018	F	156.00
085843	W	01/26/2018	BRICKER & ECKLER	013967	RECONCILED:01/30/2018	F	4,912.50
085844	W	01/26/2018	BSN SPORTS	005513			144.00
085845	W	01/26/2018	CHEMICAL SERVICES	014156	RECONCILED:01/30/2018	F	951.40
085846	W	01/26/2018	CINTAS CORP #G62	000552	RECONCILED:01/29/2018		452.91
085847	W	01/26/2018	D & S AUTO PARTS, INC	011477	RECONCILED:01/29/2018	F	1,487.16
085848	W	01/26/2018	DAIKIN APPLIED	001790	RECONCILED:01/31/2018	F	2,936.00
085849	W	01/26/2018	DOMINO'S PIZZA TEAM DAYTON	013248			1,148.00
085850	W	01/26/2018	DS BENEFITS GROUP, LLC.	008455	RECONCILED:01/31/2018	F	1,850.00
085851	W	01/26/2018	EPC SOUTHWESTERN OHIO EDUCATIONAL PURCHASING COUNCIL	008601		F	720.00
085852	W	01/26/2018	FAMILY SERVICE ASSOC.	001009	RECONCILED:01/29/2018	F	174.09

Date: 02/02/2018
 Time: 6:52 am

FAIRBORN CITY SCHOOL DISTRICT
 SORT BY CHECK NUMBER
 CHECK DATES BETWEEN 01/01/2018 AND 01/31/2018
 ALL CHECKS SELECTED

Page: 4
 (CHEKPY)

CHECK	TYPE	DATE	VENDOR	VENDOR	STATUS/DATE	BANK CODE	CHECK AMOUNT
085853	W	01/26/2018	GEM CITY KEY SHOP	001148	RECONCILED:01/30/2018	F	18.00
085854	W	01/26/2018	GENUINE AUTO PARTS	001157	RECONCILED:01/30/2018	F	531.90
085855	W	01/26/2018	HOME DEPOT CREDIT SERVICES DEPT 32-2502838786	007652		F	83.56
085856	W	01/26/2018	INTERSTATE BILLING	001824	RECONCILED:01/31/2018	F	3,485.07
085857	W	01/26/2018	J D EQUIPMENT, INC.	013646	RECONCILED:01/30/2018	F	912.02
085858	W	01/26/2018	JEAN KREMER	014145		F	1,944.00
085859	W	01/26/2018	K.E. ROSE COMPANY, LLC	013710		F	308.99
085860	W	01/26/2018	K12 SCHOOL CONSULTANTS LLC	014257	RECONCILED:01/30/2018	F	2,184.00
085861	W	01/26/2018	KIM PARDI PETTY CASH	011015	RECONCILED:01/30/2018		178.74
085862	W	01/26/2018	KINCAID MUSIC	001560	RECONCILED:01/30/2018	F	69.00
085863	W	01/26/2018	KOCH EMBROIDERY AND SPORTING GOODS	014280			229.00
085864	W	01/26/2018	MANSFIELD OIL COMPANY R.W. EARHART COMPANY	000870	RECONCILED:01/30/2018	F	991.74
085865	W	01/26/2018	MAYS SHEDD SALES CO	001762	RECONCILED:01/29/2018	F	2,182.40
085866	W	01/26/2018	MIAMI VALLEY INTERPRETERS LLC	014296	RECONCILED:01/29/2018	F	62.00
085867	W	01/26/2018	MMH SERVICE MICHAEL HARM	014146	RECONCILED:01/30/2018	F	1,683.00
085868	W	01/26/2018	MONTGOMERY CO EDUC SERVICE CTR ATTN TREASURERS OFFICE	001881	RECONCILED:01/30/2018	F	6,479.13
085869	W	01/26/2018	MUSIC IN THE PARKS	013409	RECONCILED:01/29/2018		200.00
085870	W	01/26/2018	MVSBO TROTWOOD-MADISON SCHOOLS	004210	RECONCILED:01/30/2018	F	10.00
085871	W	01/26/2018	NEOLA, INC	006615		F	9,250.00
085872	W	01/26/2018	O S B A	002011	RECONCILED:01/31/2018	F	6,530.00
085873	W	01/26/2018	OFFICE DEPOT	011065	RECONCILED:01/29/2018	F	328.73
085874	W	01/26/2018	OHIO TENNIS COACHES ASSOCIATION C/O SCOTT LONG	014636			135.00
085875	W	01/26/2018	OSBA LEGAL ASSISTANCE FUND	008414		F	250.00
085876	W	01/26/2018	POELKING LANES SOUTH INC	014643			200.00
085877	W	01/26/2018	POWELL COMPANY LTD	001207	RECONCILED:01/31/2018	F	6,342.71
085878	W	01/26/2018	ROTO-ROOTER	002329		F	419.00
085879	W	01/26/2018	SANDY'S AUTO AND TRUCK SERVICE	005677	RECONCILED:01/30/2018	F	195.00
085880	W	01/26/2018	SMITHFOODS INC	014262	RECONCILED:01/29/2018		272.62
085881	W	01/26/2018	STERICYCLE INC	005973	RECONCILED:01/29/2018	F	86.25
085882	W	01/26/2018	SUBURBAN PROPANE-7670	002233		F	3,250.67
085883	W	01/26/2018	TACKETT ENVIRONMENTAL SERV INC	002614	RECONCILED:01/29/2018	F	1,400.00
085884	W	01/26/2018	TCA GRAPHICS	007371			86.22
085885	W	01/26/2018	THYSSENKRUPP ELEVATOR CORP	008090	RECONCILED:01/29/2018	F	540.00
085886	W	01/26/2018	TIME WARNER CABLE	013871		F	195.93
085887	W	01/26/2018	TIRE MASTER	002670	RECONCILED:01/30/2018	F	15.00
085888	W	01/26/2018	TROPHY DEPOT	013612			85.24
085889	W	01/26/2018	US BANK	013310			491.47
502576	W	01/05/2018	ACH-AMERICAN BUS & ACC	004366	RECONCILED:01/05/2018	F	945.23
502577	W	01/05/2018	ACH-ANKENEY-XENIA TRUCK SERV.	007958	RECONCILED:01/05/2018	F	2,945.98
502578	W	01/05/2018	ACH-AVAYA INC	007223	RECONCILED:01/05/2018	F	262.43
502579	W	01/05/2018	ACH-BECKER ELECTRIC SUPPLY CO	000283	RECONCILED:01/05/2018	F	19.86
502580	W	01/05/2018	ACH-CERDANT	008218	RECONCILED:01/05/2018	F	199.08
502581	W	01/05/2018	ACH-CITY OF FAIRBORN	000983	RECONCILED:01/05/2018	F	14,457.82
502582	W	01/05/2018	ACH-GARY WALKER	004322	RECONCILED:01/05/2018	F	507.75

FAIRBORN CITY SCHOOL DISTRICT
 SORT BY CHECK NUMBER
 CHECK DATES BETWEEN 01/01/2018 AND 01/31/2018
 ALL CHECKS SELECTED

CHECK	TYPE	DATE	VENDOR	VENDOR	STATUS/DATE	BANK CODE	CHECK AMOUNT
502583	W	01/05/2018	ACH-GRAINGER	001211	RECONCILED:01/05/2018	F	14.43
502584	W	01/05/2018	ACH-M & R ELECTRIC MOTOR SERVICE - ACCT #25800	001701	RECONCILED:01/05/2018	F	1,190.00
502585	W	01/05/2018	ACH-MEL'S AUTO GLASS	013219	RECONCILED:01/05/2018	F	55.00
502586	W	01/05/2018	ACH-RICHARD HAWLEY	014335	RECONCILED:01/05/2018	F	218.07
502587	W	01/05/2018	ACH-TRANS ACCESSORIES CO INC	005406	RECONCILED:01/05/2018	F	400.68
502589	W	01/12/2018	ACH-BRIAN JETTINGHOFF	011537	RECONCILED:01/12/2018	F	384.30
502590	W	01/12/2018	ACH-CITY OF FAIRBORN	000982	RECONCILED:01/12/2018	F	1,565.29
502591	W	01/12/2018	ACH-DEBRA TITUS	002667	RECONCILED:01/12/2018	F	220.84
502592	W	01/12/2018	ACH-LISA MAHER SPED	013654	RECONCILED:01/12/2018	F	266.70
502593	W	01/12/2018	ACH-LOWES CO INC	001680	RECONCILED:01/12/2018	F	1,154.61
502594	W	01/12/2018	ACH-M & R ELECTRIC MOTOR SERVICE - ACCT #25800	001701	RECONCILED:01/12/2018	F	1,125.00
502595	W	01/12/2018	ACH-MICHELE BERNING	007721	RECONCILED:01/12/2018	F	352.78
502596	W	01/12/2018	ACH-OHIO AFSCME CARE PLAN	007615	RECONCILED:01/12/2018	(Multi-bank check)	3,153.50
502597	W	01/12/2018	ACH-PICKREL BROTHERS INC	002142	RECONCILED:01/12/2018	F	93.50
502598	W	01/12/2018	ACH-TAMMIE REED	014278	RECONCILED:01/12/2018	F	136.63
502599	W	01/19/2018	ACH-ALISE DAMSCHRODER	012255	RECONCILED:01/19/2018	F	127.91
502600	W	01/19/2018	ACH-BARBARA SKUSA	005210	RECONCILED:01/19/2018	F	324.40
502601	W	01/19/2018	ACH-BRIDGET LANNING	013876	RECONCILED:01/19/2018	F	8.50
502602	W	01/19/2018	ACH-COX OHIO PUBLISHING DBA COX MEDIA GROUP	011415	RECONCILED:01/19/2018	F	650.44
502603	W	01/19/2018	ACH-ELLEN BENSON	014122	RECONCILED:01/19/2018	F	25.00
502604	W	01/19/2018	ACH-EMILY GEISEL	014352	RECONCILED:01/19/2018	F	202.23
502605	W	01/19/2018	ACH-JOHNNY HORNER	014303	RECONCILED:01/19/2018	F	40.00
502606	W	01/19/2018	ACH-KATHLEEN HOUSMAN	014305	RECONCILED:01/19/2018	F	23.43
502607	W	01/19/2018	ACH-LESA LIPSCOMB	014330	RECONCILED:01/19/2018	F	38.52
502608	W	01/19/2018	ACH-PERFECTION BAKERIES, INC DBA AUNT MILLIE'S BAKERIES	013243	RECONCILED:01/19/2018	F	1,385.77
502609	W	01/19/2018	ACH-SMART SYSTEMS	010295	RECONCILED:01/19/2018	F	1,175.00
502610	W	01/19/2018	ACH-TAMMY GENDREAU	140121	RECONCILED:01/19/2018	F	133.69
502611	W	01/19/2018	ACH-TRANS ACCESSORIES CO INC	005406	RECONCILED:01/19/2018	F	419.25
502612	W	01/26/2018	ACH-AARON CAMPBELL	014173	RECONCILED:01/26/2018	F	173.34
502613	W	01/26/2018	ACH-AMY GAYHEART	010673	RECONCILED:01/26/2018	F	322.61
502614	W	01/26/2018	ACH-AVAYA INC	007223	RECONCILED:01/26/2018	F	32.20
502615	W	01/26/2018	ACH-CITY OF FAIRBORN	000982	RECONCILED:01/26/2018	(Multi-bank check)	6,408.58
502616	W	01/26/2018	ACH-DEBBIE MACFADYEN FHS	006399	RECONCILED:01/26/2018	F	11.04
502617	W	01/26/2018	ACH-M & R ELECTRIC MOTOR SERVICE - ACCT #25800	001701	RECONCILED:01/26/2018	F	276.00
502618	W	01/26/2018	ACH-MORGAN RUPPERT	014134	RECONCILED:01/26/2018	F	174.69
502619	W	01/26/2018	ACH-RICHARD BOURNE	007901	RECONCILED:01/26/2018	F	40.00
502620	W	01/26/2018	ACH-SAM'S CLUB DIRECT	006584	RECONCILED:01/26/2018	(Multi-bank check)	970.68
502621	W	01/26/2018	ACH-STANLEY STEEMER	002545	RECONCILED:01/26/2018	F	349.57
502622	W	01/26/2018	ACH-VICKI HUDEPOHL	014308	RECONCILED:01/26/2018	F	138.71
502623	W	01/30/2018	ACH-AMERICAN BUS & ACC	004366	RECONCILED:01/31/2018	F	116.20
502624	W	01/30/2018	ACH-ANKENEY-XENIA TRUCK SERV.	007958	RECONCILED:01/31/2018	F	6,693.64
502625	W	01/30/2018	ACH-BETSY WYATT FIS	010442	RECONCILED:01/31/2018	F	65.39
502626	W	01/30/2018	ACH-GREGORY JOHNSON	013742	RECONCILED:01/31/2018	F	40.00
502627	W	01/30/2018	ACH-JANICE WRIGHT	003529	RECONCILED:01/31/2018	F	150.00

Date: 02/02/2018
 Time: 6:52 am

FAIRBORN CITY SCHOOL DISTRICT
 SORT BY CHECK NUMBER
 CHECK DATES BETWEEN 01/01/2018 AND 01/31/2018
 ALL CHECKS SELECTED

Page: 6
 (CHEKPY)

CHECK	TYPE	DATE	VENDOR	VENDOR	STATUS/DATE	BANK CODE	CHECK AMOUNT
502628	W	01/30/2018	ACH-MEGACITY FIRE PROTECTION	001806	RECONCILED:01/31/2018	F	210.00
502629	W	01/30/2018	ACH-MEL'S AUTO GLASS	013219	RECONCILED:01/31/2018	F	260.00
502630	W	01/30/2018	ACH-MORGAN RUPPERT	014134	RECONCILED:01/31/2018		101.02
502631	W	01/30/2018	ACH-SALLY SCHELL FHS	004783	RECONCILED:01/31/2018	F	27.34
502632	W	01/30/2018	ACH-TAMMY GENDREAU	140121	RECONCILED:01/31/2018		11.97
502633	W	01/30/2018	ACH-TRANS ACCESSORIES CO INC	005406	RECONCILED:01/31/2018	F	1,425.64
V VOIDED CHECKS			0	CHECK TOTALS	0.00		
R RECONCILED CHECKS			173	CHECK TOTALS	2,516,455.88		
W WARRANT CHECKS			198	CHECK TOTALS	693,553.38		
M MEMO CHECKS			21	CHECK TOTALS	1,458,256.33		
B REFUND CHECKS			1	CHECK TOTALS	30.00		
I INVESTMENT CHECKS			0	CHECK TOTALS	0.00		
T TRANSFER CHECKS			0	CHECK TOTALS	0.00		
D DISTRIBUTION CHECKS			0	CHECK TOTALS	0.00		
C PAYROLL CHECKS			2	CHECK TOTALS	1,848,648.96		
MISSING CHECKS			0				
** TOTAL CHECKS (LESS VOIDED)			222	** TOTAL NET	4,000,488.67		
*** TOTAL CHECKS WRITTEN			222	*** GRAND TOTALS	4,000,488.67		